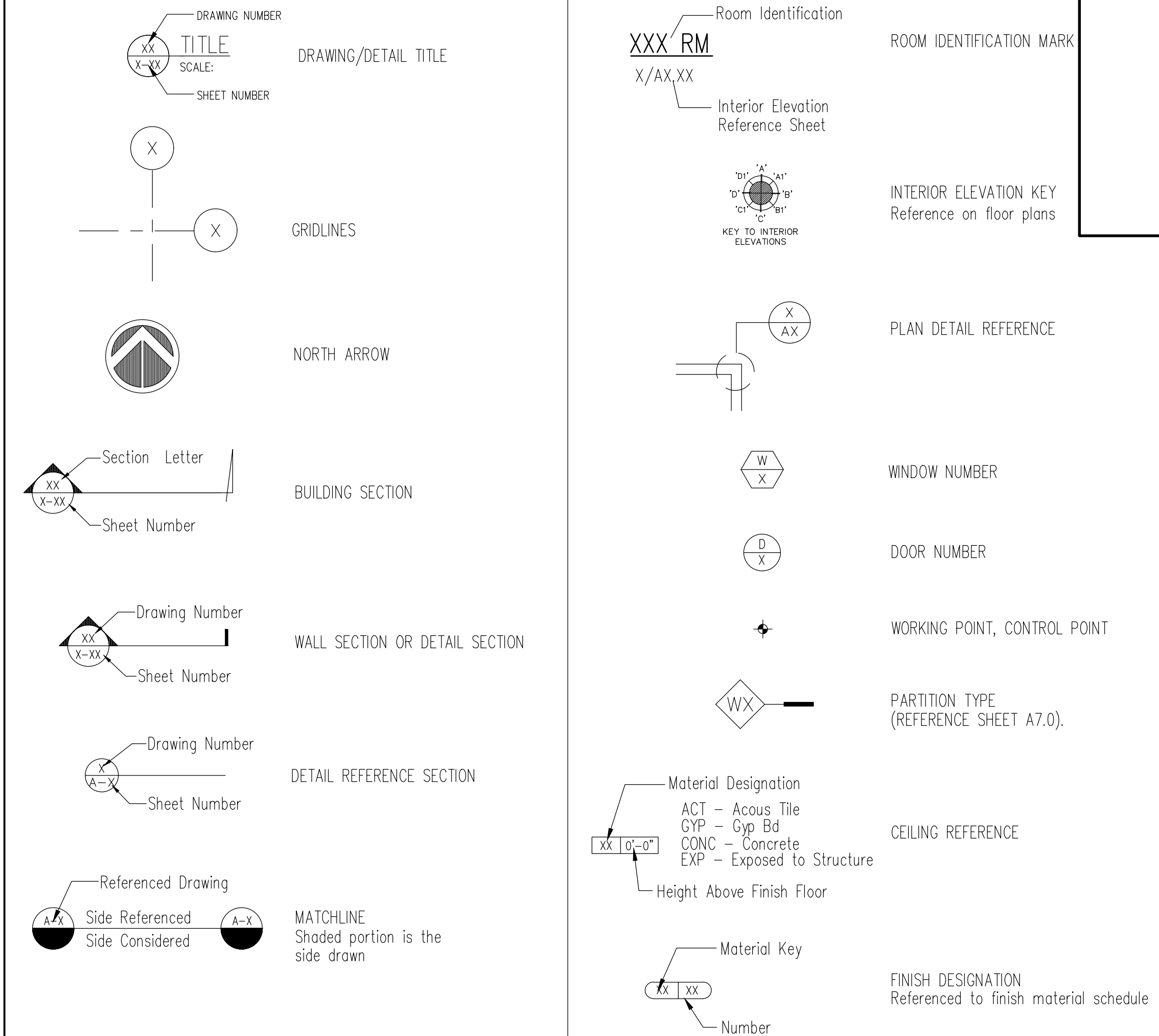



SYMBOLS



ABBREVIATIONS

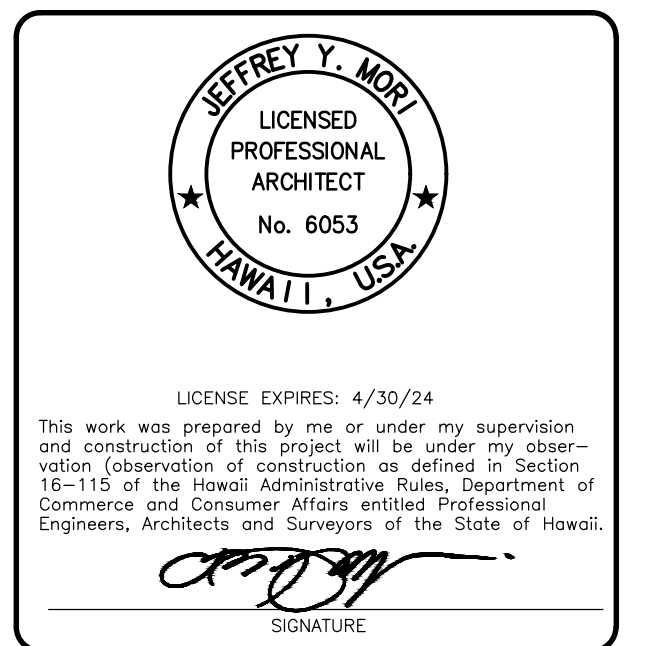
&	And	CLR	Clear	ELEC	Electrical	F/F UNIT	File/File Unit	M	Male	P	Power	SA	Single Acting	TJ	Tooled Joint
∠	Angle	CMU	Concrete Masonry Units	ELEV	Elevator	GA	Gauge	MAX	Maximum	PC	Piece	SC	Scale or Solid Core	TO ()	Top of (item)
@	At	CNTR	Counter	EMER, (EM)	Emergency	GALV	Galvanized	MB	Machine Bolt	PL	Plate or Property Line	SCD	Seat Cover Dispenser	TPD	Toilet Paper Dispenser
⊥	Centerline	CO	Clean Out	ENCL	Enclosure	GB	Grab Bar	MBR	Master Bedroom	PLAM	Plastic Laminate	SCHED	Schedule	TPH	Toilet Paper Holder
∅	Diameter	COL	Column	EP	Electrical Panelboard	GI	Galvanized Iron	MC	Medicine Cabinet	PLAS	Plaster	SCR	Screen	TRD	Tread
#	Pound; Number	CONC	Concrete	EQ	Equal	GL	Glass	MECH	Mechanical	PLBG	Plumbing	SD	Smoke Detector or Soap Dish	TV	Television
AB	Anchor Bolt	COND	Condition	EQPT	Equipment	GLU-LAM	Glue Laminated Wood	MET	Metal	PLYWD	Plywood	SECT	Section	TYP	Typical
AC	Air Conditioning	CONN	Connection	EXP	Expansion	GMU	Glassmesh Mortar Units	MFR	Manufacturer	PNL	Panel	SF	Square Foot	UNF	Unfinished
ACBM	Asbestos Containing Building Material	CONSTR	Construction	EXST, (E)	Existing	GND	Ground	MH	Manhole	PR	Pair	SH	Shelf	UON	Unless Otherwise Noted
ACOUS	Acoustical	CONT	Continuous	EXT	Exterior	GR	Grade	MIN	Minimum	PRCST	Precast	SHR	Shower	UR	Urinal
ADJ	Adjustable	COORD	Coordinate	F	Female	GWB	Gypsum Wall Board	MIR	Mirror	PROP	Property	SHT	Sheet	VCT	Vinyl Composition Tile
ADJA	Adjacent	CORR	Corridor	FA	Fire Alarm	GYP	Gypsum	MISC	Miscellaneous	PT	Point	SHT'G	Sheathing	VERT	Vertical
AFF	Above Finished Floor	CONTR	Contractor	FAEM	Fluid Applied Elastomeric Membrane	H	High or Height	MLDG	Molding	PTD	Paper Towel Dispenser	SIM	Similar	VEST	Vestibule
AGGR	Aggregate	COTD	Clean Out to Drain	FB	Flat Bar	HB	Hose Bibb	MO	Masonry Opening	PTD/R	Combination Paper Towel Dispenser and Receptacle	SL	Slope	VIF	Verify In Field
AL	Aluminum	AGGR	Aggregate	FCU	Fan Coil Unit	HC	Hollow Core	MTD	Mounted	PTR	Paper Towel Receptacle	SLDG	Sliding	VTR	Vent Through Roof
ALT	Alternate	AL	Aluminum	FD	Floor Drain	HD	Head	MTG	Mounting	PVC	Polyvinyl Chloride	SND	Sanitary Napkin Dispenser	V/D	Voice/Data
ANOD	Anodized	ALT	Alternate	HDCP	Handicapped	HDCP	Handicapped	MTL	Material	PVMT	Pavement	SNR	Sanitary Napkin Receptacle	W	Wide or Width
AP	Access Panel	ANOD	Anodized	H.W., HDWD	Hardwood	H.W., HDWD	Hardwood	MUL	Mullion	QT	Quarry Tile	SPEC	Specification	W/	With
APPROX	Approximate	AP	Access Panel	NO or #	Number	NO or #	Number	NIC	Not In Contract	R	Radius	SPKR	Speaker	WC	Wall Covering or Water Closet
ARCH	Architectural	ARCH	Architectural	NOM	Nominal	NOM	Nominal	NTS	Not to Scale	RAD	Radius	SQ	Square	WD	Wood
ASB	Asbestos	ASB	Asbestos	NTS	Not to Scale	OA	Overall	OB	Obscured	RD	Roof Drain	SSK	Service Sink	WDW	Window
ASPH	Asphalt	ASPH	Asphalt	OB	Obscured	OC	On Center	OD	Outside Diameter (Dim)	REC	Recessed	SSTL	Stainless Steel	WH	Water Heater
BD	Board	BD	Board	OC	On Center	OD	Outside Diameter (Dim)	OFCL	Owner Furnished - Contractor	REF	Reference	STD	Standard	WO	Without
BITUM	Bituminous	BD	Board	OFCL	Owner Furnished - Contractor	OFCL	Owner Furnished - Contractor	OFF	Office	REFR	Refrigerator	STOR	Storage	WO	Where Occurs
BLK	Block	BITUM	Bituminous	OFF	Office	OPNG	Opening	OPNG	Opening	REQ	Required	STRUC	Structure	WP	Waterproof
BLKG	Blocking	BLK	Block	OPNG	Opening	OPP	Opposite	OPP	Opposite	REQ	Required	SURR	Surround	WR	Water Resistant
BLDG	Building	BLKG	Blocking	OPP	Opposite	OVHD	Overhead	OVHD	Overhead	REIN	Reinforced or Reinforcing	SUSP	Suspended	W/	Waterproof
BLDG	Building	BLDG	Building	OVHD	Overhead	OA	Overall	OB	Obscured	RESIL	Resilient	SVC	Service	W/	Waterproof
BM	Beam	BLDG	Building	OB	Obscured	OC	On Center	OD	Outside Diameter (Dim)	RGTR	Register	SYM	Symmetrical	W/	Waterproof
BM	Beam	BM	Beam	OC	On Center	OD	Outside Diameter (Dim)	OFCL	Owner Furnished - Contractor	REV	Revised, Revision or Reversed	SYS	System	W/	Waterproof
BOT	Bottom	BM	Beam	OFCL	Owner Furnished - Contractor	OFCL	Owner Furnished - Contractor	OFF	Office	RFG	Roofing	TB	Towel Bar	W/	Waterproof
BRKT	Bracket	BOT	Bottom	OFF	Office	OPNG	Opening	OPP	Opposite	RH	Roof Hook	TEL	Telephone	W/	Waterproof
B/B/F UNIT	Box/Box/File Unit	BRKT	Bracket	OPNG	Opening	OPP	Opposite	OVHD	Overhead	RM	Room	TEMP	Tempered	W/	Waterproof
CAB	Cabinet	B/B/F UNIT	Box/Box/File Unit	OVHD	Overhead	OA	Overall	OB	Obscured	RND	Round	TER	Terrazzo	W/	Waterproof
CB	Catch Basin	CAB	Cabinet	OB	Obscured	OC	On Center	OD	Outside Diameter (Dim)	RO	Rough Opening	T & G	Tongue and Groove	W/	Waterproof
CEM	Cement	CB	Catch Basin	OC	On Center	OD	Outside Diameter (Dim)	OFCL	Owner Furnished - Contractor	RWD	Redwood	THK	Thick or Thickness	W/	Waterproof
CEMPLAS	Cement Plaster	CEM	Cement	OFCL	Owner Furnished - Contractor	OFCL	Owner Furnished - Contractor	OFF	Office	RWL	Rain Water Leader	THR	Threshold	W/	Waterproof
CER	Ceramic	CEMPLAS	Cement Plaster	OFF	Office	OPNG	Opening	OPP	Opposite	REV	Revised, Revision or Reversed	THRU	Through	W/	Waterproof
CER	Ceramic	CER	Ceramic	OPNG	Opening	OPP	Opposite	OVHD	Overhead	RFG	Roofing	TB	Towel Bar	W/	Waterproof
CI	Cast Iron	CER	Ceramic	OPP	Opposite	OVHD	Overhead	OA	Overall	RH	Roof Hook	TEL	Telephone	W/	Waterproof
CI	Cast Iron	CI	Cast Iron	OVHD	Overhead	OA	Overall	OB	Obscured	RM	Room	TEMP	Tempered	W/	Waterproof
CJ	Control Joint	CI	Cast Iron	OB	Obscured	OC	On Center	OD	Outside Diameter (Dim)	RND	Round	TER	Terrazzo	W/	Waterproof
CLG	Ceiling	CJ	Control Joint	OC	On Center	OD	Outside Diameter (Dim)	OFCL	Owner Furnished - Contractor	RO	Rough Opening	T & G	Tongue and Groove	W/	Waterproof
CLO	Closet	CLG	Ceiling	OFCL	Owner Furnished - Contractor	OFCL	Owner Furnished - Contractor	OFF	Office	RWD	Redwood	THK	Thick or Thickness	W/	Waterproof
		CLO	Closet	OFF	Office	OPNG	Opening	OPP	Opposite	RWL	Rain Water Leader	THR	Threshold	W/	Waterproof
				OPNG	Opening	OPP	Opposite	OVHD	Overhead	REV	Revised, Revision or Reversed	TB	Towel Bar	W/	Waterproof
				OPP	Opposite	OVHD	Overhead	OA	Overall	RFG	Roofing	TEL	Telephone	W/	Waterproof
				OVHD	Overhead	OA	Overall	OB	Obscured	RH	Roof Hook	TEMP	Tempered	W/	Waterproof
				OB	Obscured	OC	On Center	OD	Outside Diameter (Dim)	RM	Room	TER	Terrazzo	W/	Waterproof
				OC	On Center	OD	Outside Diameter (Dim)	OFCL	Owner Furnished - Contractor	RND	Round	T & G	Tongue and Groove	W/	Waterproof
				OFCL	Owner Furnished - Contractor	OFCL	Owner Furnished - Contractor	OFF	Office	RO	Rough Opening	THK	Thick or Thickness	W/	Waterproof
				OFF	Office	OPNG	Opening	OPP	Opposite	RWD	Redwood	THR	Threshold	W/	Waterproof
				OPNG	Opening	OPP	Opposite	OVHD	Overhead	RWL	Rain Water Leader	THRU	Through	W/	Waterproof
				OPP	Opposite	OVHD	Overhead	OA	Overall	REV	Revised, Revision or Reversed	TB	Towel Bar	W/	Waterproof
				OVHD	Overhead	OA	Overall	OB	Obscured	RFG	Roofing	TEL	Telephone	W/	Waterproof
				OB	Obscured	OC	On Center	OD	Outside Diameter (Dim)	RH	Roof Hook	TEMP	Tempered	W/	Waterproof
				OC	On Center	OD	Outside Diameter (Dim)	OFCL	Owner Furnished - Contractor	RM	Room	TER	Terrazzo	W/	Waterproof
				OFCL	Owner Furnished - Contractor	OFCL	Owner Furnished - Contractor	OFF	Office	RND	Round	T & G	Tongue and Groove	W/	Waterproof
				OFF	Office	OPNG	Opening	OPP	Opposite	RO	Rough Opening	THK	Thick or Thickness	W/	Waterproof
				OPNG	Opening	OPP	Opposite	OVHD	Overhead	RWD	Redwood	THR	Threshold	W/	Waterproof
				OPP	Opposite	OVHD	Overhead	OA	Overall	RWL	Rain Water Leader	THRU	Through	W/	Waterproof
				OVHD	Overhead	OA	Overall	OB	Obscured	REV	Revised, Revision or Reversed	TB	Towel Bar	W/	Waterproof
				OB	Obscured	OC	On Center	OD	Outside Diameter (Dim)	RFG	Roofing	TEL	Telephone	W/	Waterproof
				OC	On Center	OD	Outside Diameter (Dim)	OFCL	Owner Furnished - Contractor	RH	Roof Hook	TEMP	Tempered	W/	Waterproof
				OFCL	Owner Furnished - Contractor	OFCL	Owner Furnished - Contractor	OFF	Office	RM	Room	TER	Terrazzo	W/	Waterproof
				OFF	Office	OPNG	Opening	OPP	Opposite	RND	Round	T & G	Tongue and Groove	W/	Waterproof
				OPNG	Opening	OPP	Opposite	OVHD	Overhead	RO	Rough Opening	THK	Thick or Thickness	W/	Waterproof
				OPP	Opposite	OVHD	Overhead	OA	Overall	RWD	Redwood	THR	Threshold	W/	Waterproof
				OVHD	Overhead	OA	Overall	OB	Obscured	RWL	Rain Water Leader	THRU	Through	W/	Waterproof



ARCHITECTS AIA
1314 SOUTH KING / SUITE 955
HONOLULU, HAWAII 96814

EMERGENCY DEPARTMENT RENOVATION
Kauai Veterans Memorial Hospital
4643 Waimea Canyon Drive
Waimea, Kauai HI 96796

TWK: 1-2-006: 005



NO.	REVISION

SHEET **001** DATE **January 24, 2024**
2 OF 54 SHTS


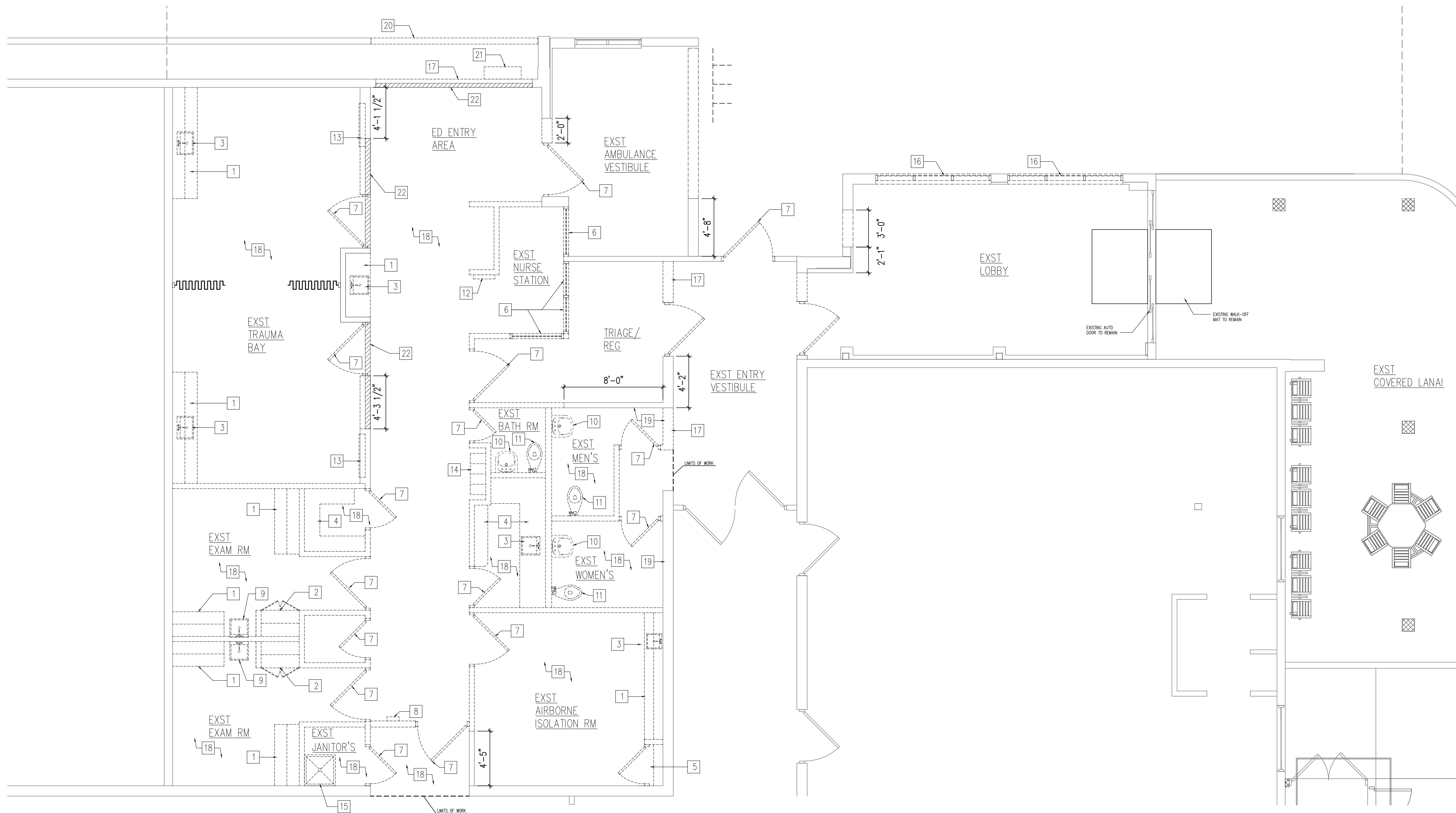
1/4"=1'-0" 1/8"=1'-0" 0 2 6 10 1/2"=1'-0" GRAPHIC SCALES

DEMOLITION WORK NOTES

SYMBOL	DESCRIPTION	SYMBOL	DESCRIPTION	SYMBOL	DESCRIPTION
17	REMOVE CONCRETE WALL & WINDOW AS NECESSARY FOR NEW AUTOMATIC SLIDING DOOR	9	REMOVE WALL-MTD SINK UNIT, TYP.	1	REMOVE COUNTERTOP, BASE CABINETS & O.H CABINETS, TYP.
18	REMOVE EXISTING FLOORING & BASE, TYP.	10	REMOVE LAVATORY, TYP.	2	REMOVE STORAGE, TYP.
19	REMOVE WALL TILE	11	REMOVE WATERCLOSET, TYP.	3	REMOVE SINK, TYP.
20	REMOVE CONCRETE CURB	12	SALVAGE REFRIGERATOR, FREEZER & GENERATOR ALARMS FOR RE-USE. COORDINATE w/ HOSPITAL AND EQUIPMENT VENDORS	4	REMOVE COUNTERTOP, TYP.
21	REMOVE EXISTING AC CONDENSING UNIT	13	REMOVE ISOLATED POWER PANEL	5	REMOVE SHELVING
22	CHIP OUT CONCRETE SLAB AS NECESSARY FOR RECESSED SLIDING DOOR THRESHOLD	14	REMOVE LOCKERS	6	REMOVE WINDOWS, TYP. OF 4
		15	REMOVE MOP SINK	7	REMOVE DOOR & FRAME, TYP.
		16	REMOVE WINDOWS & CONCRETE CURB	8	SALVAGE EYE CHART FOR REUSE

DEMOLITION WORK LEGEND

- EXISTING WALL PARTITION TO REMAIN
- REMOVE EXISTING WALL PARTITION
- EXISTING DOOR & FRAME TO REMAIN
- REMOVE EXISTING DOOR & FRAME



ARCHITECTS AIA
1314 SOUTH KING / SUITE 955
HONOLULU, HAWAII 96814

EMERGENCY DEPARTMENT RENOVATION

Kauai Veterans Memorial Hospital
4643 Waimea Canyon Drive
Waimea, Kauai HI 96796

TWK 1-2-006 035

SHEET TITLE
DEMO PLAN



LICENSE EXPIRES: 4/30/24
This work was prepared by me or under my supervision and construction of this project will be under my observation (observation of construction as defined in Section 16-115 of the Hawaii Administrative Rules, Department of Commerce and Consumer Affairs, entitled Professional Engineers, Architects and Surveyors of the State of Hawaii.)

NO.	REVISION


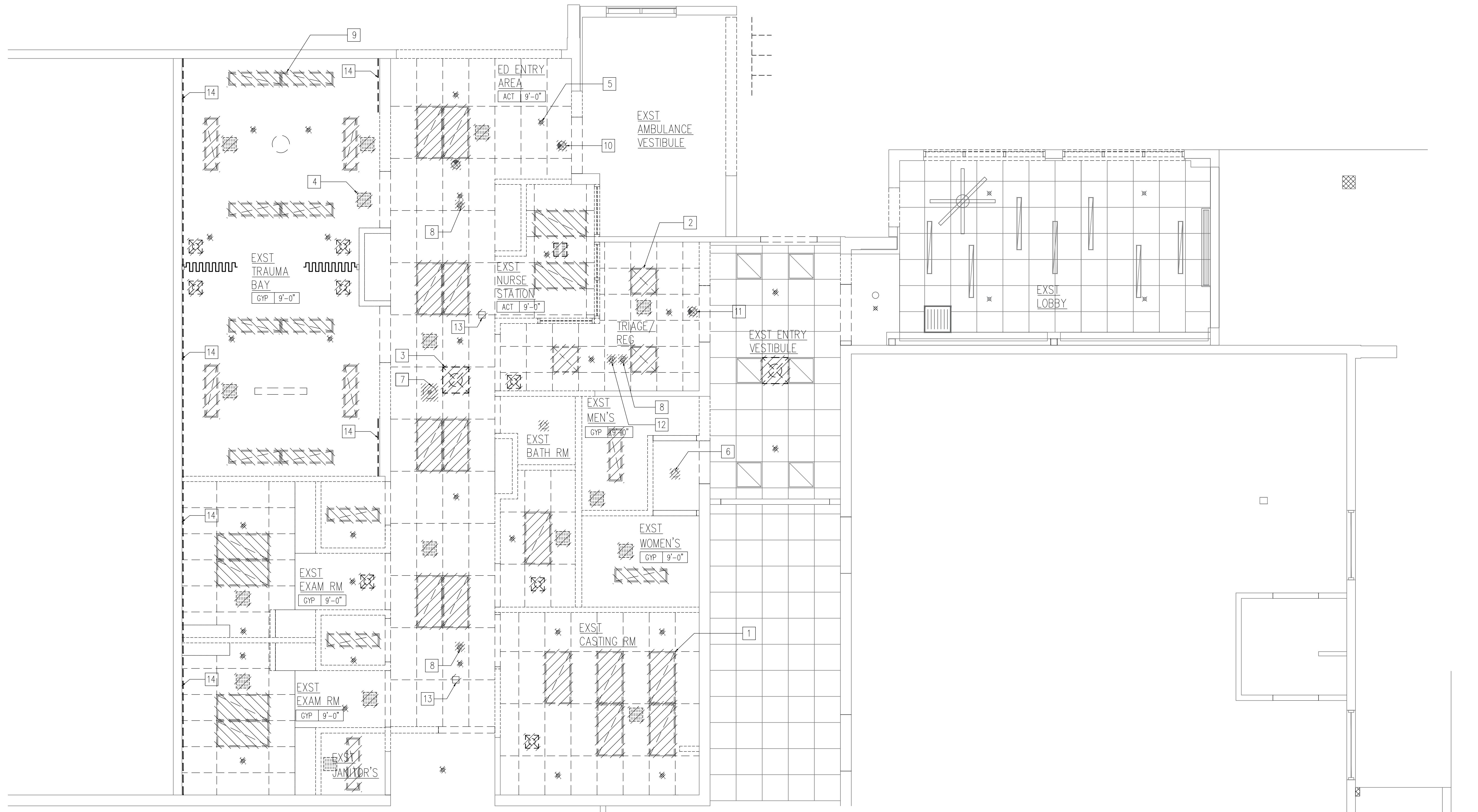
SHEET **A001** DATE January 24, 2024
4 OF 54 SHTS

A
A001 DEMO FLOOR PLAN
SCALE: 1/4" = 1'-0"

1"=1'-0"
GRAPHIC SCALES

DEMOLITION WORK NOTES

SYMBOL	DESCRIPTION	SYMBOL	DESCRIPTION	SYMBOL	DESCRIPTION
11	REMOVE & RELOCATE EXISTING EXIT SIGN	6	REMOVE EXISTING DOWNLIGHT, TYP.	1	REMOVE EXISTING 2 X 4 LIGHT FIXTURE, TYP.
12	REMOVE & RELOCATE EXISTING FIRE ALARM	7	REMOVE & RELOCATE EXISTING SPEAKER	2	REMOVE EXISTING 2 X 2 LIGHT FIXTURE, TYP.
13	REMOVE & RELOCATE EXISTING WIFI ROUTER, TYP.	8	REMOVE & RELOCATE EXISTING SMOKE DETECTOR, TYP.	3	REMOVE EXISTING SUPPLY AIR DIFFUSER, TYP.
14	REMOVE GYP B'RD FROM METAL STUDS FLOOR TO ABOVE CEILING FOR NEW INFRASTRUCTURE PIPES, CONDUITS, J-BOXES, BACKING, ETC.	9	REMOVE EXISTING 1 X 4 LIGHT FIXTURE, TYP.	4	REMOVE EXISTING RETURN AIR REGISTER, TYP.
		10	REMOVE EXIT SIGN, TYP.	5	REMOVE EXISTING FIRE SPRINKLER, TYP.




ARCHITECTS AIA
1314 SOUTH KING / SUITE 955
HONOLULU, HAWAII 96814

EMERGENCY DEPARTMENT RENOVATION
Kauai Veterans Memorial Hospital
4643 Waimea Canyon Drive
Waimea, Kauai HI 96796

TWK: 1-2-006: 035

SHEET TITLE
DEMO CEILING PLAN



LICENSE EXPIRES: 4/30/24
This work was prepared by me or under my supervision and construction of this project will be under my observation (observation of construction as defined in Section 16-115 of the Hawaii Administrative Rules, Department of Commerce and Consumer Affairs, entitled Professional Engineers, Architects and Surveyors of the State of Hawaii.)

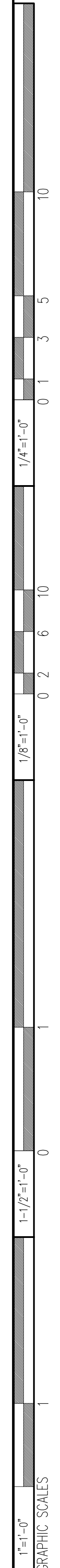
SIGNATURE

NO.	REVISION

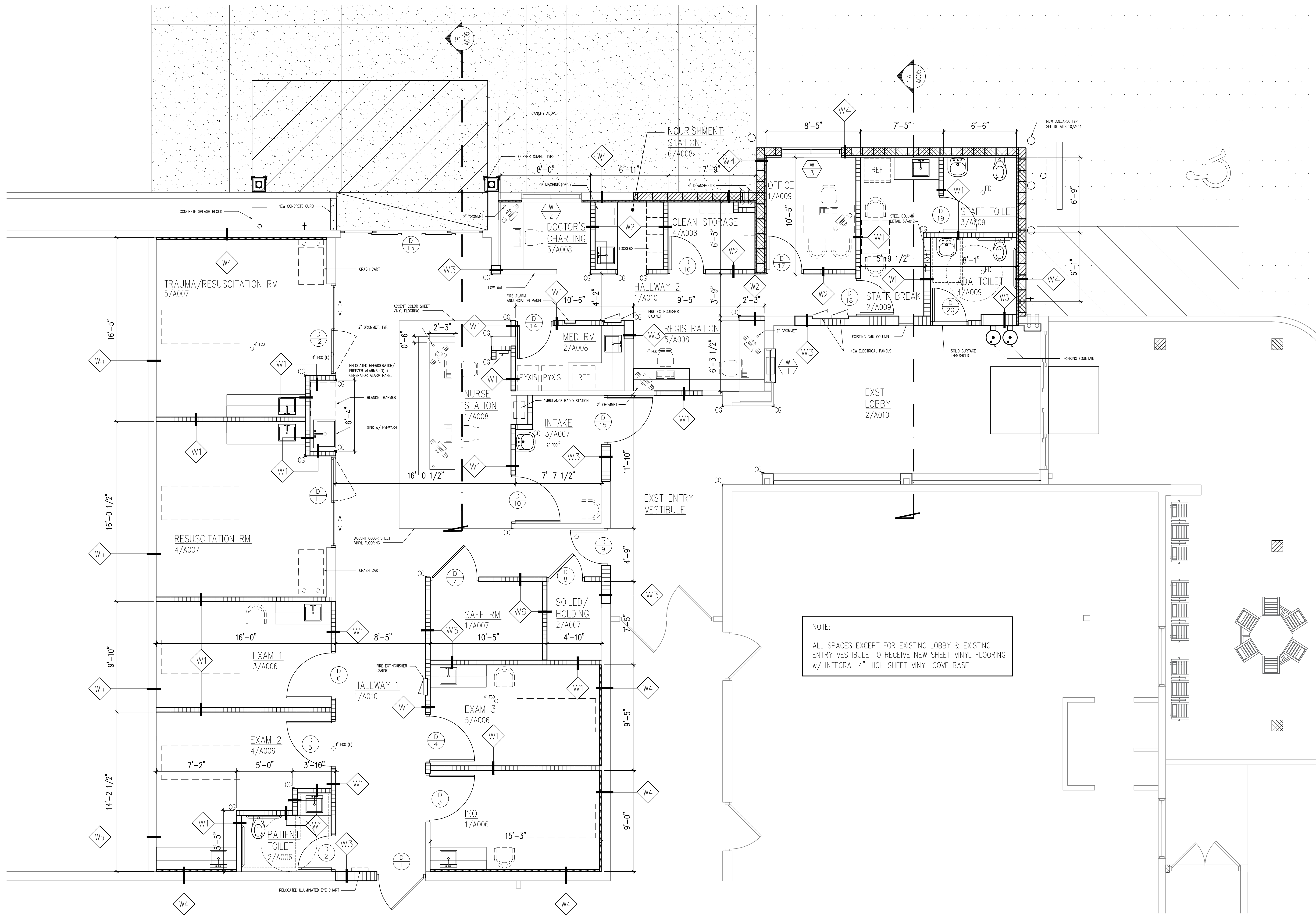
JOB NO.

SHEET A002 DATE January 24, 2024
5 OF 54 SHTS

A
A002 DEMO CEILING PLAN
SCALE: 1/4" = 1'-0"




1"=1'-0"
GRAPHIC SCALES



NOTE:
 ALL SPACES EXCEPT FOR EXISTING LOBBY & EXISTING ENTRY VESTIBULE TO RECEIVE NEW SHEET VINYL FLOORING w/ INTEGRAL 4" HIGH SHEET VINYL COVE BASE

A
A003 NEW FLOOR PLAN
 SCALE: 1/4" = 1'-0"



ARCHITECTS AIA
 1314 SOUTH KING / SUITE 955
 HONOLULU, HAWAII 96814

EMERGENCY DEPARTMENT RENOVATION
 Kauai Veterans Memorial Hospital
 4643 Waimea Canyon Drive
 Waimea, Kauai HI 96796
 TMK: 1-2-006: 035

SHEET TITLE
 NEW FLOOR PLAN

JEFFREY Y. MORI
 LICENSED PROFESSIONAL ARCHITECT
 No. 6053
 HAWAII, USA

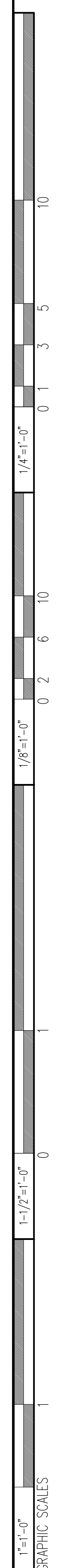
LICENSE EXPIRES: 4/30/24
 This work was prepared by me or under my supervision and construction of this project will be under my observation (observation of construction as defined in Section 16-115 of the Hawaii Administrative Rules, Department of Commerce and Consumer Affairs, entitled Professional Engineers, Architects and Surveyors of the State of Hawaii.)

 SIGNATURE

NO.	REVISION


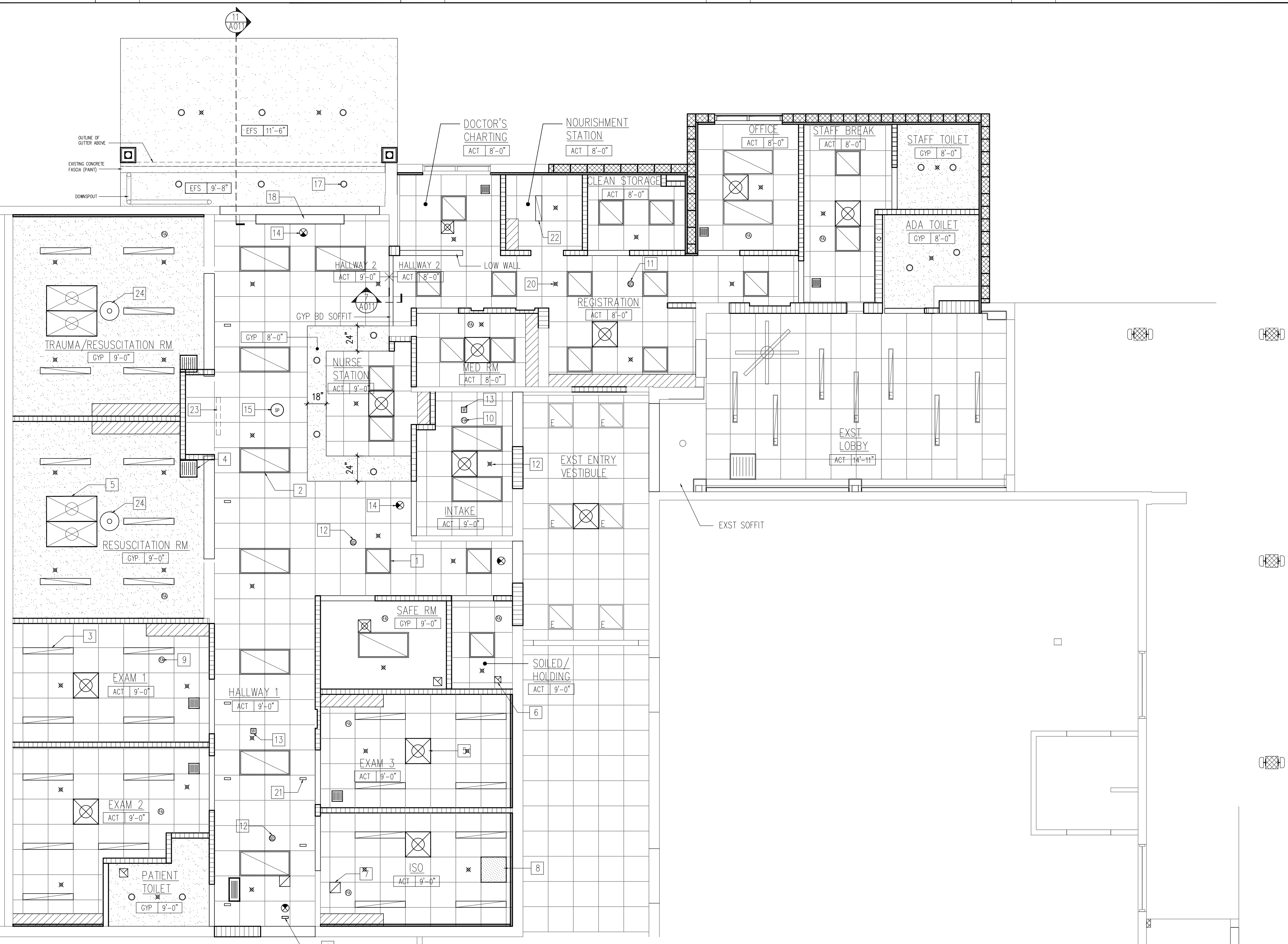
JOB NO. _____

SHEET **A003** DATE January 24, 2024
 6 OF 54 SHTS



NEW WORK NOTES

SYMBOL	DESCRIPTION	SYMBOL	DESCRIPTION	SYMBOL	DESCRIPTION	SYMBOL	DESCRIPTION
21	NEW NURSE CALL LIGHT, TYP.	16	NEW SMOKE DETECTOR, TYP.	11	NEW SMOKE DETECTOR, TYP.	6	NEW EXHAUST AIR RETURN, TYP.
22	NEW 6" X 24" LINEAR RECESSED LIGHT FIXTURE	17	NEW DOWN LIGHTS, TYP.	12	RELOCATED SMOKE DETECTOR, TYP.	7	NEW TRANSFER AIR GRILLE, TYP.
23	PATIENT MONITOR (OFICI)	18	NEW AIR CURTAIN	13	RELOCATED WIFI ROUTER, TYP.	8	NEW EXHAUST
24	CEILING MOUNTED EXAM LIGHT, SEE DETAIL O/A000	19	OVERHEAD CABINET VALENCE BELOW ACOUSTIC CEILING TILE	14	RELOCATED EXIT SIGN, TYP.	9	NEW FIRE ALARM AUDIO/VISUAL DEVICE, TYP.
		20	NEW FIRE SPRINKLER HEAD, TYP.	15	RELOCATED SPEAKER	10	RELOCATED FIRE ALARM AUDIO/VISUAL DEVICE
						1	NEW 2X2 RECESSED FLUORESCENT LIGHT FIXTURE, TYP.
						2	NEW 4X4 RECESSED FLUORESCENT LIGHT FIXTURE, TYP.
						3	NEW 6"X48" LINEAR RECESSED LIGHT FIXTURE, TYP.
						4	NEW RETURN AIR REGISTER, TYP.
						5	NEW SUPPLY AIR DIFFUSER, TYP.



ARCHITECTS AIA
1314 SOUTH KING / SUITE 955
HONOLULU, HAWAII 96814

EMERGENCY DEPARTMENT RENOVATION
Kauai Veterans Memorial Hospital
4643 Waimea Canyon Drive
Waimea, Kauai HI 96796

TWK: 1-2-006: 035

SHEET TITLE
NEW CEILING PLAN

LICENSE EXPIRES: 4/30/24
This work was prepared by me or under my supervision and construction of this project will be under my observation (observation of construction as defined in Section 16-115 of the Hawaii Administrative Rules, Department of Commerce and Consumer Affairs, entitled Professional Engineers, Architects and Surveyors of the State of Hawaii.)

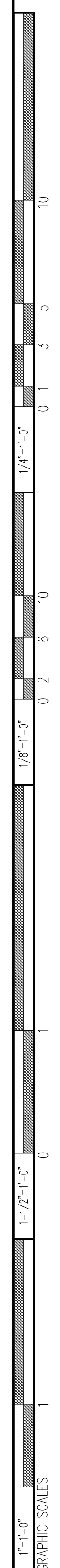
SIGNATURE

NO.	REVISION

JOB NO. _____

SHEET **A004** DATE January 24, 2024
7 OF 34 SHTS

A004 NEW CEILING PLAN
SCALE: 1/4" = 1'-0"

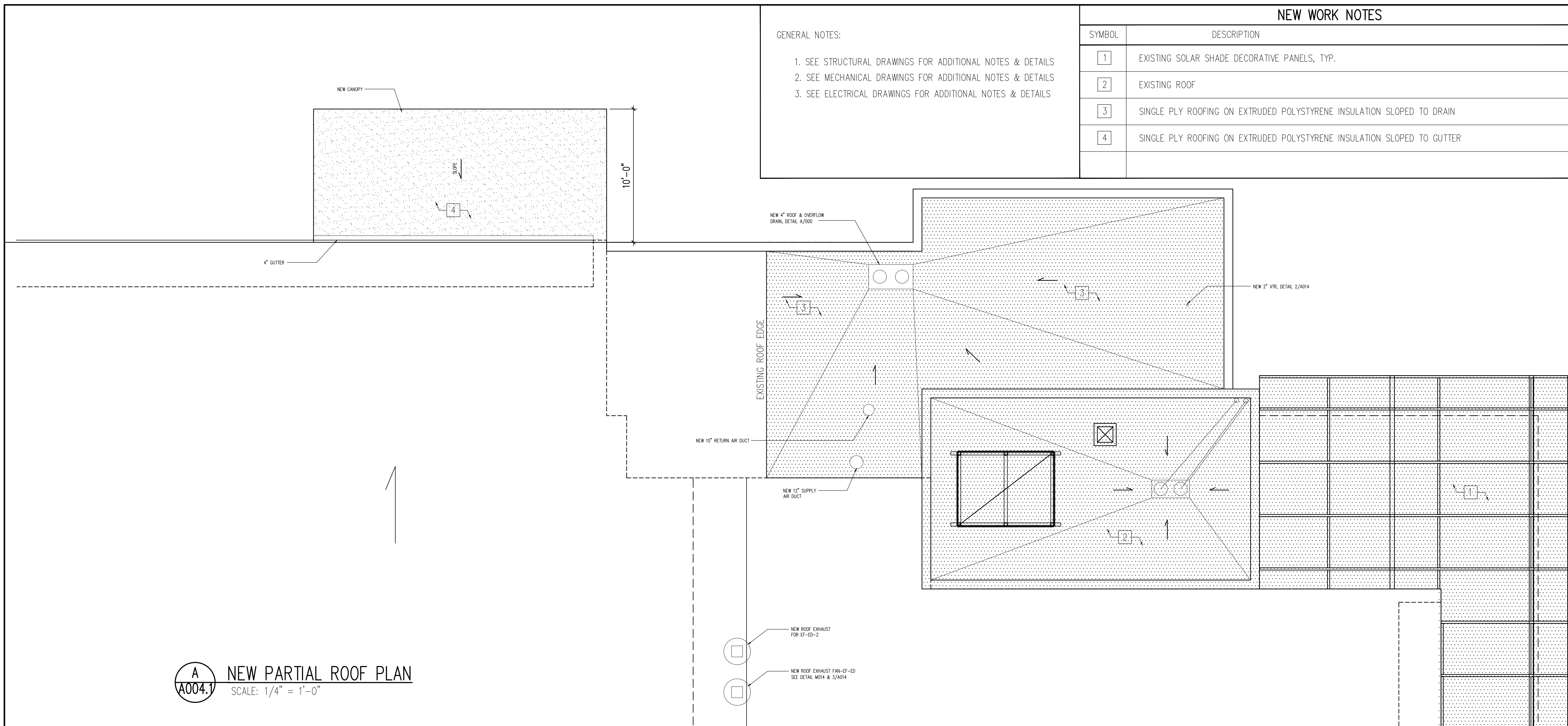


GENERAL NOTES:


1. SEE STRUCTURAL DRAWINGS FOR ADDITIONAL NOTES & DETAILS
2. SEE MECHANICAL DRAWINGS FOR ADDITIONAL NOTES & DETAILS
3. SEE ELECTRICAL DRAWINGS FOR ADDITIONAL NOTES & DETAILS

NEW WORK NOTES

SYMBOL	DESCRIPTION
1	EXISTING SOLAR SHADE DECORATIVE PANELS, TYP.
2	EXISTING ROOF
3	SINGLE PLY ROOFING ON EXTRUDED POLYSTYRENE INSULATION SLOPED TO DRAIN
4	SINGLE PLY ROOFING ON EXTRUDED POLYSTYRENE INSULATION SLOPED TO GUTTER



A NEW PARTIAL ROOF PLAN
SCALE: 1/4" = 1'-0"



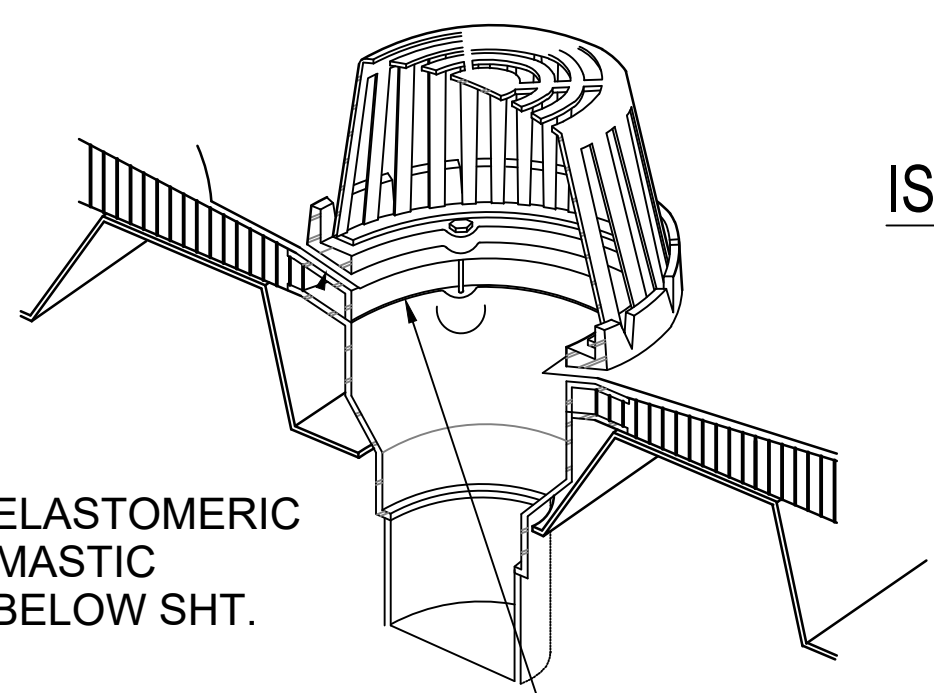
ARCHITECTS AIA
1314 SOUTH KING / SUITE 955
HONOLULU, HAWAII 96814

EMERGENCY DEPARTMENT RENOVATION

Kauai Veterans Memorial Hospital
4643 Waimea Canyon Drive
Waimea, Kauai HI 96796

TWK: 1-2-006: 035

SHEET TITLE
NEW PARTIAL ROOF PLAN & ROOF DETAILS

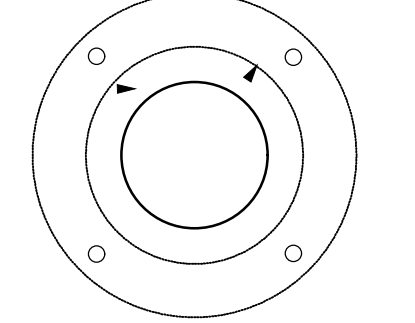
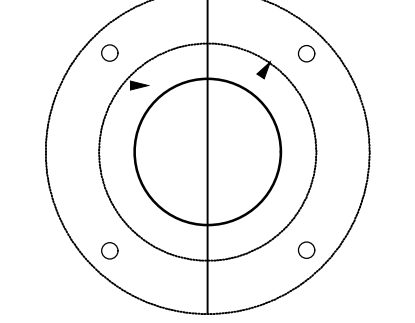


ISOMETRIC

ELASTOMERIC MASTIC BELOW SHT.

SINGLY PLY ROOFING MEMBRANE IN ROOF DRAIN BODY BELOW DRAIN COLLAR

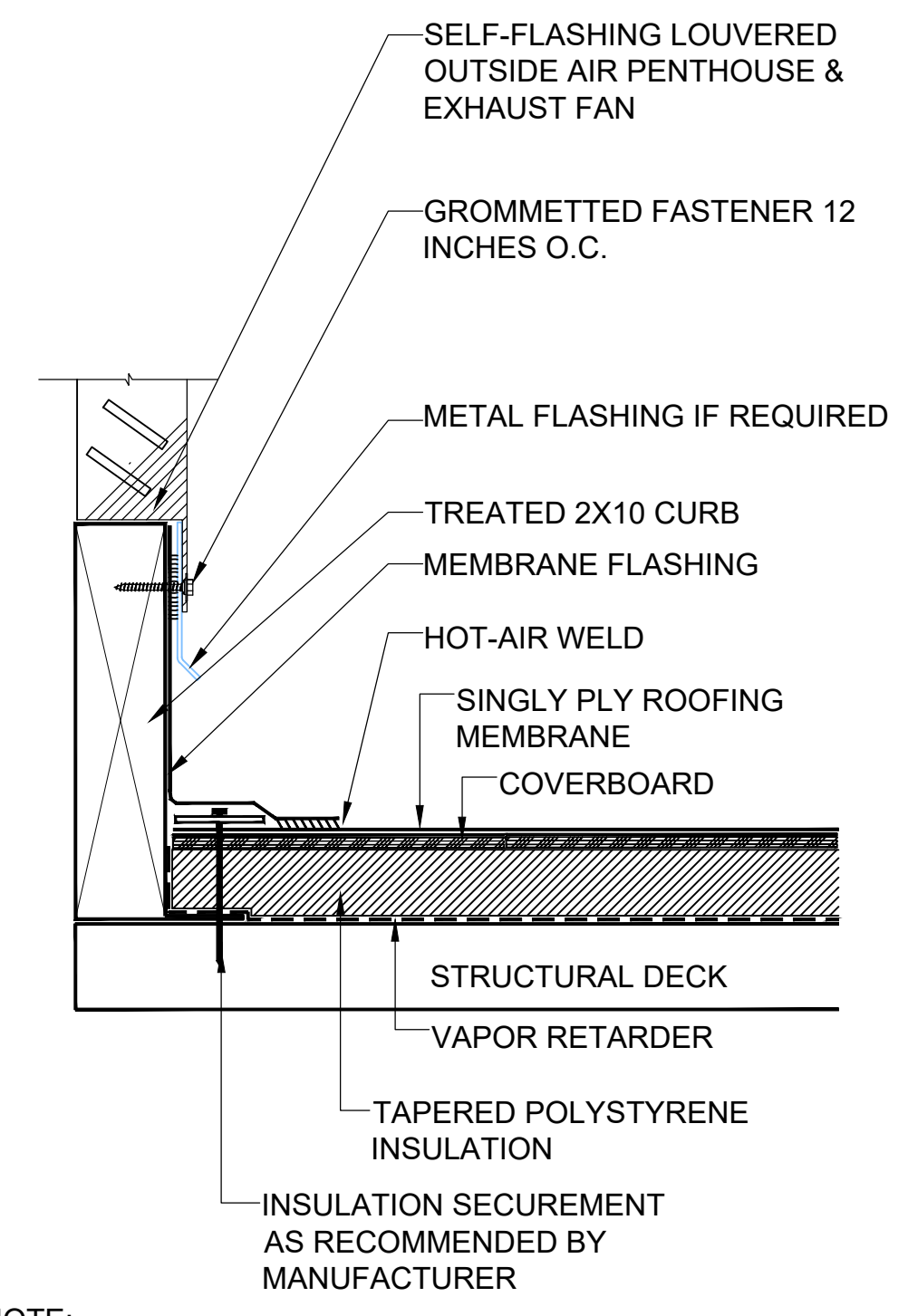
OVERFLOW DRAIN PRIMARY DRAIN



SINGLY PLY ROOFING MEMBRANE

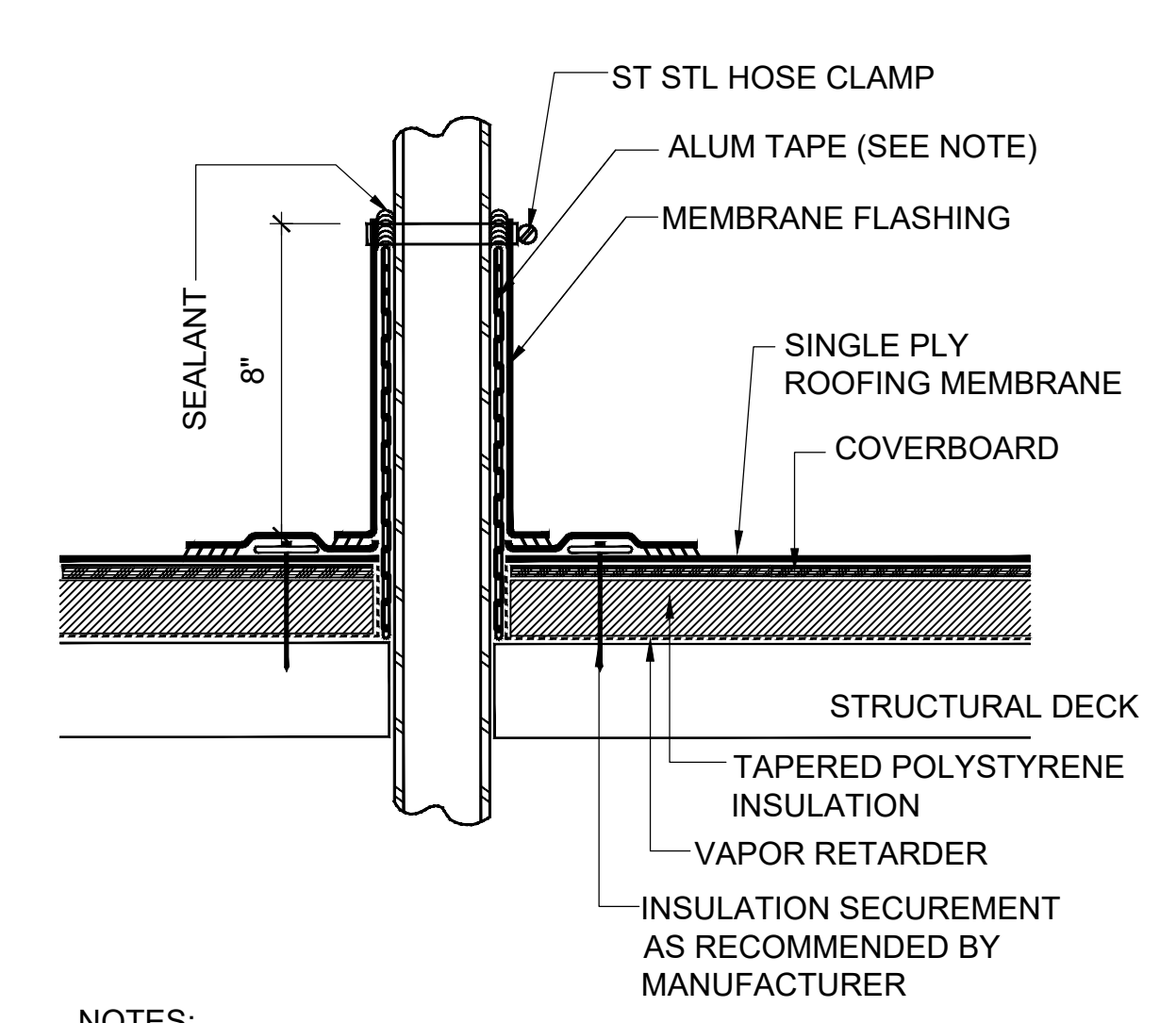
4 ROOF DRAIN DETAIL
SCALE: 3" = 1'-0"

PLAN



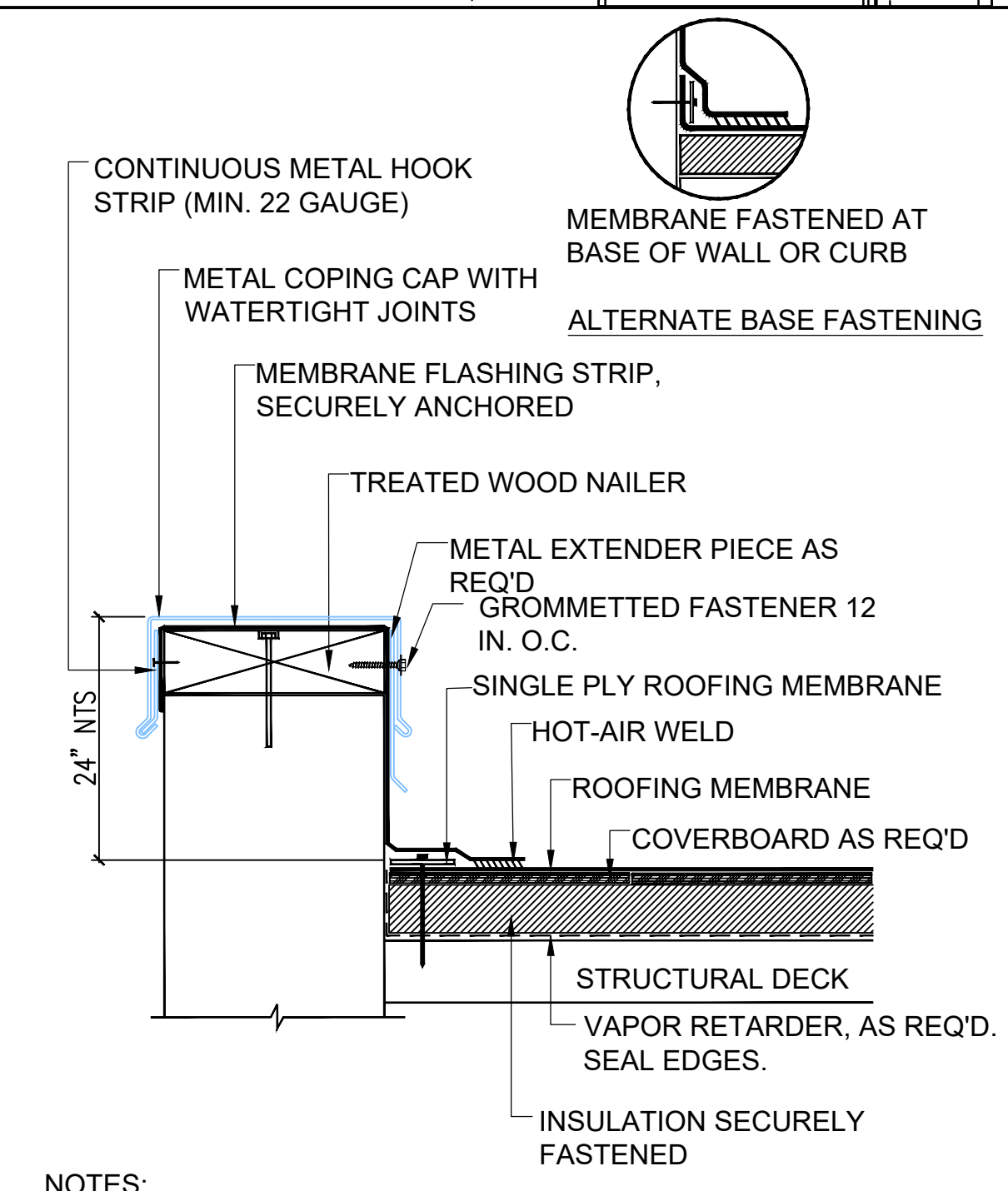
3 ROOF DETAIL: CURB FLASHING
SCALE: 3" = 1'-0"

NOTE:
1) VAPOR RETARDER SHALL BE SEALED AT EDGES.



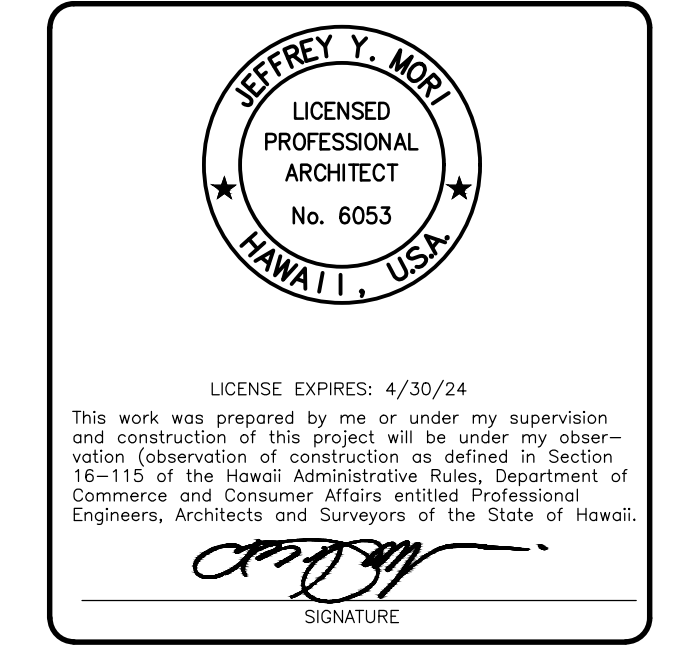
2 ROOF DETAIL:
VENT PIPE FLASHING (DUCT DETAIL SIMILAR)
SCALE: 3" = 1'-0"

- NOTES:
1) ALUMINUM TAPE IS REQUIRED IF EXISTING PENETRATION IS CONTAMINATED.
2) VAPOR RETARDER TO BE SEALED AT EDGES



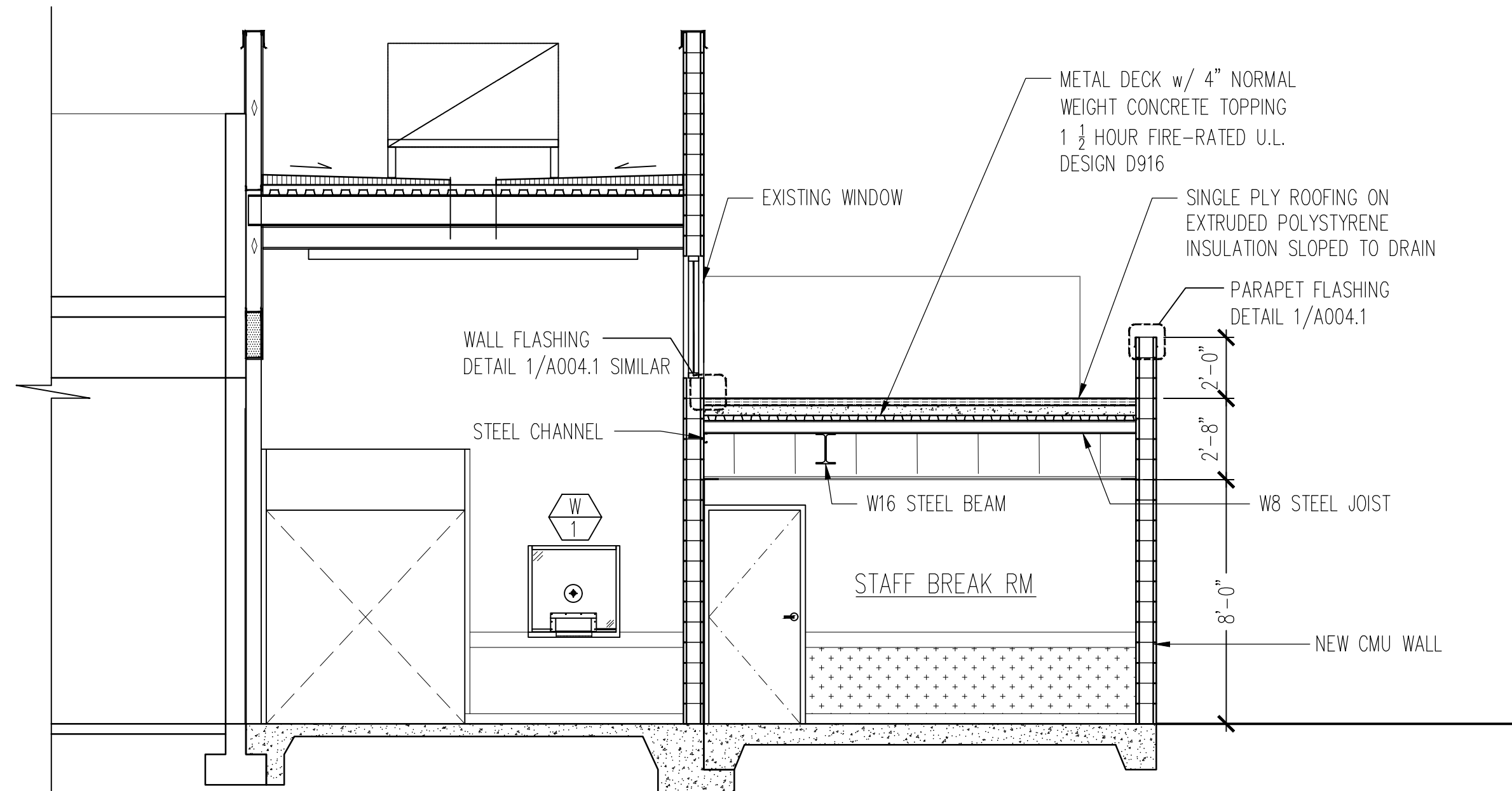
1 ROOF DETAIL:
PARAPET FLASHING (WALL FLASHING SIMILAR)
SCALE: 3" = 1'-0"

- NOTES:
1) NAILERS SHALL BE SECURELY ANCHORED TO THE DECK TO RESIST A MINIMUM FORCE OF 300 POUNDS PER LINEAR FOOT.
2) METAL EXTENDER PIECE IS REQUIRED IF EXISTING COUNTERFLASHING IS CONTAMINATED AND OR COUNTERFLASHING FASCIA IS LESS THAN 4-INCHES WIDE.



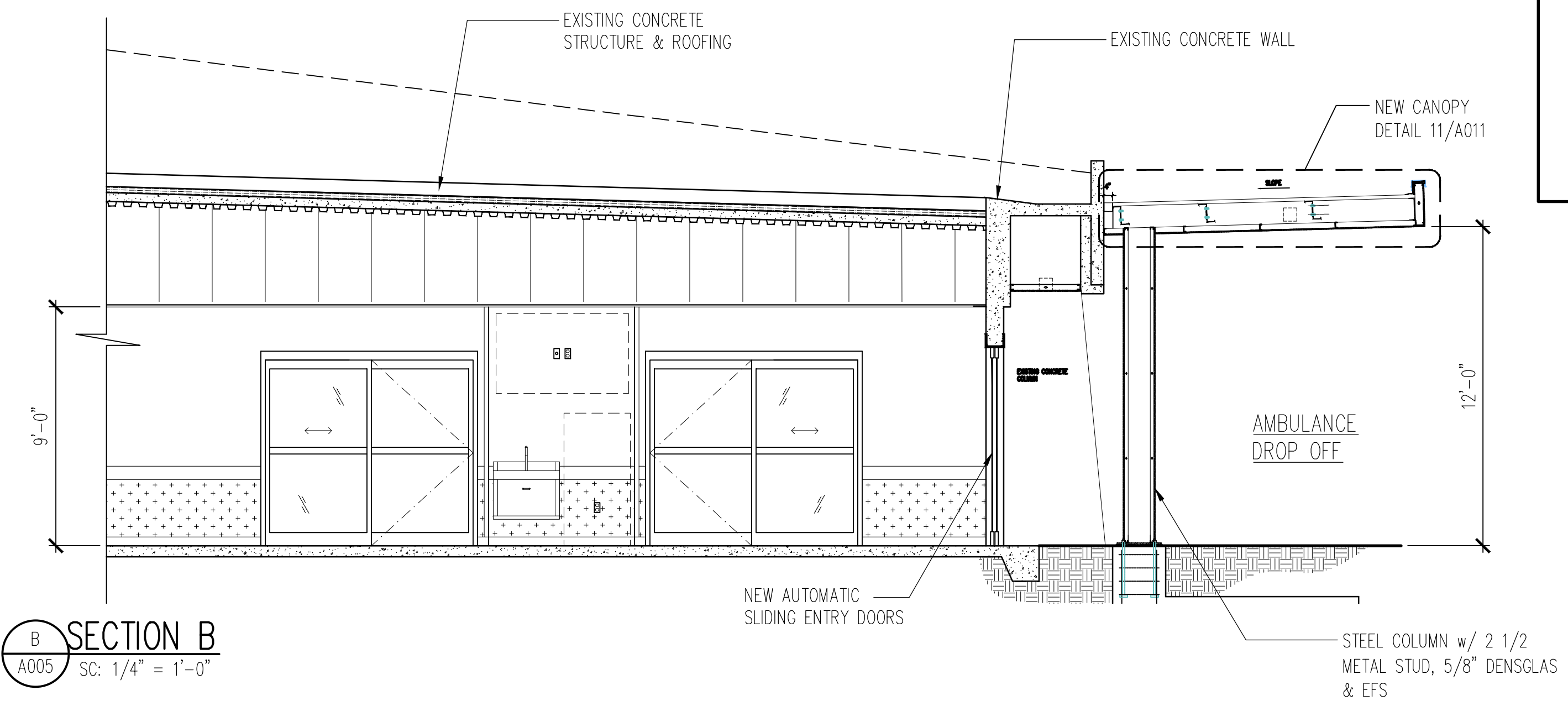
NO.	REVISION

SHEET **A004.1** DATE January 24, 2024
JOB NO. _____
SCALE: 1/8" = 1'-0" 1/4" = 1'-0" 1/2" = 1'-0" 3/4" = 1'-0" 1" = 1'-0" GRAPHIC SCALES

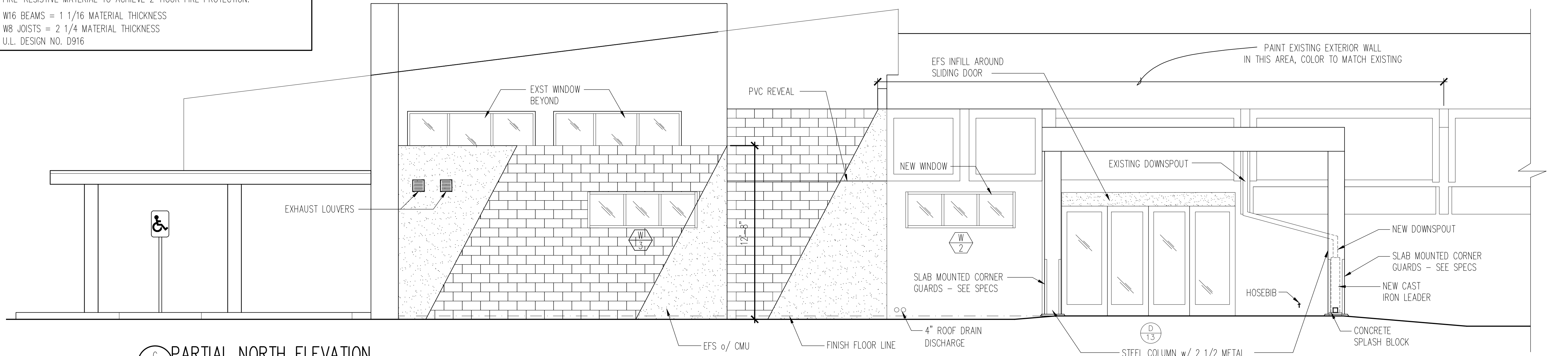


A SECTION A
A005 SC: 1/4" = 1'-0"

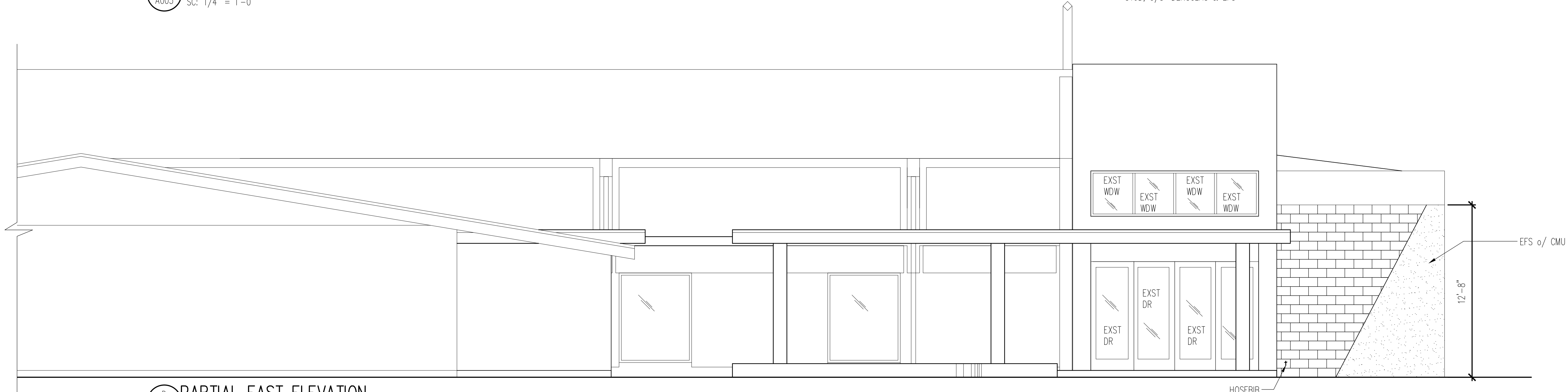
NOTE:
STRUCTURAL STEEL BEAMS AND JOISTS TO BE PROVIDED WITH SPRAY-APPLIED FIRE-RESISTIVE MATERIAL TO ACHIEVE 2-HOUR FIRE PROTECTION.
W16 BEAMS = 1 1/16" MATERIAL THICKNESS
W8 JOISTS = 2 1/4" MATERIAL THICKNESS
U.L. DESIGN NO. D916




B SECTION B
A005 SC: 1/4" = 1'-0"



C PARTIAL NORTH ELEVATION
A005 SC: 1/4" = 1'-0"



D PARTIAL EAST ELEVATION
A005 SC: 1/4" = 1'-0"



ARCHITECTS AIA
1314 SOUTH KING / SUITE 955
HONOLULU, HAWAII 96814

EMERGENCY DEPARTMENT RENOVATION
Kauai Veterans Memorial Hospital
4643 Waimea Canyon Drive
Waimea, Kauai HI 96796
TWK: 1-2-006: 035

SHEET TITLE
BUILDING SECTIONS & EXTERIOR ELEVATIONS

JEFFREY Y. MORI
LICENSED PROFESSIONAL ARCHITECT
No. 6053
HAWAII, USA

LICENSE EXPIRES: 4/30/24
This work was prepared by me or under my supervision and construction of this project will be under my observation (observation of construction as defined in Section 16-115 of the Hawaii Administrative Rules, Department of Commerce and Consumer Affairs, entitled Professional Engineers, Architects and Surveyors of the State of Hawaii.)

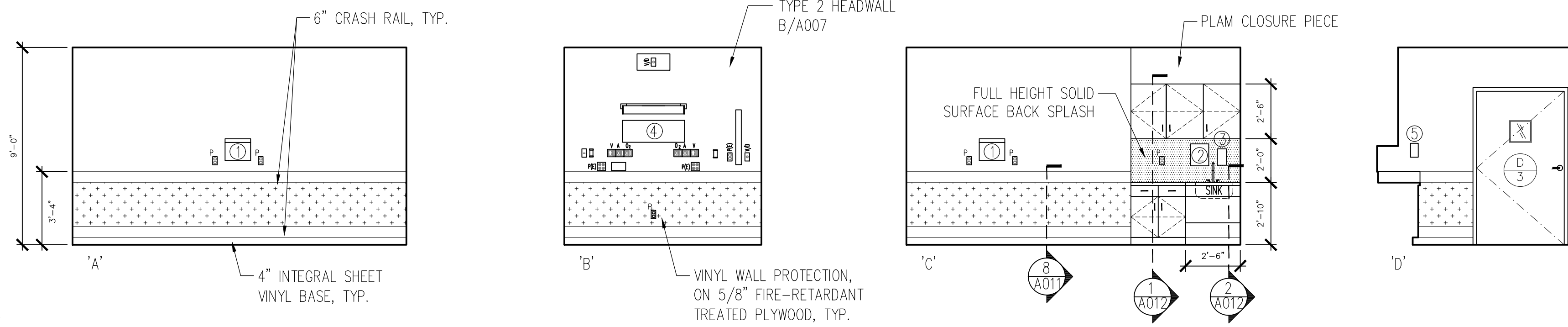
Jeffrey Y. Mori
SIGNATURE

NO.	REVISION

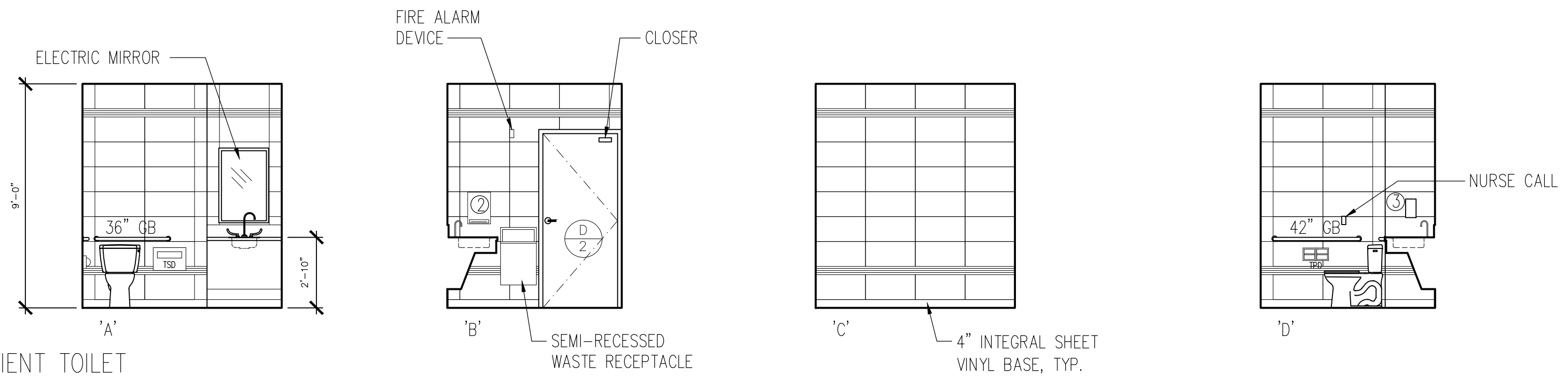
JOB NO. _____

SHEET **A005** DATE January 24, 2024
9 OF 54 SHTS

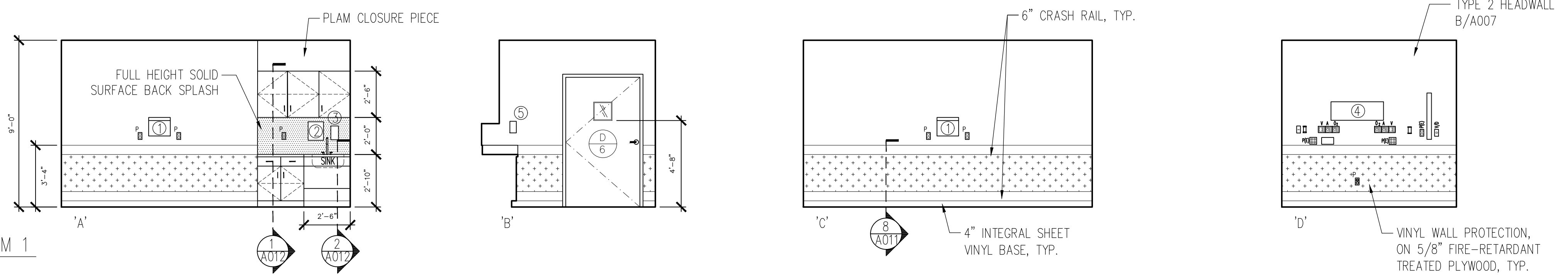
1/4" = 1'-0"
1/8" = 1'-0"
1-1/2" = 1'-0"
GRAPHIC SCALES



1 ISO
A006

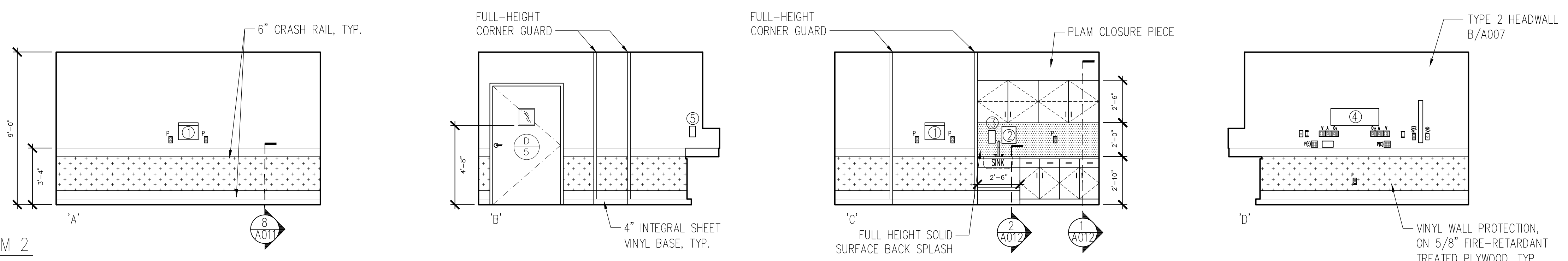


2 PATIENT TOILET
A006

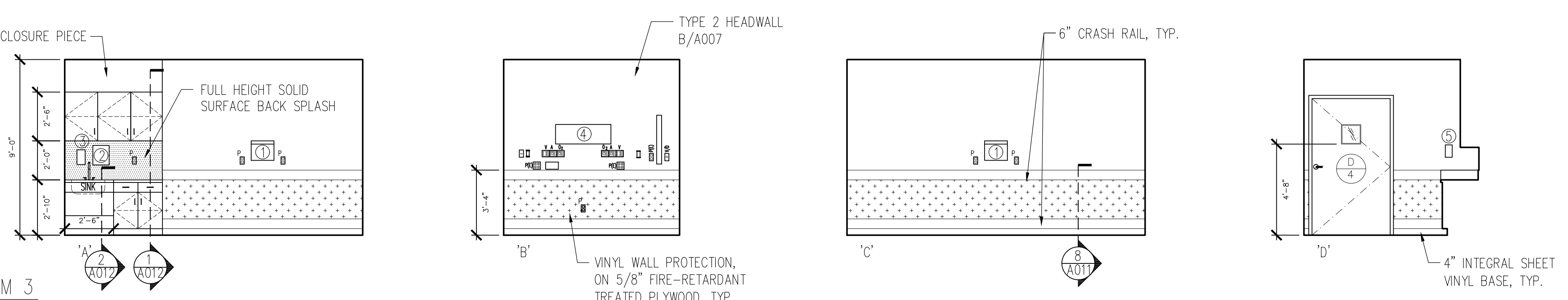


3 EXAM 1
A006


- WALL MOUNTED EQUIPMENT:
- ① SHARPS CONTAINER (OFC)
 - ② PAPER TOWEL DISPENSER (OFC)
 - ③ SOAP DISPENSER (OFC)
 - ④ WELCH ALLYN UNIT (OFC), 34"W x 12"H
 - ⑤ GLOVE BOX DISPENSER (OFC)



4 EXAM 2
A006



5 EXAM 3
A006



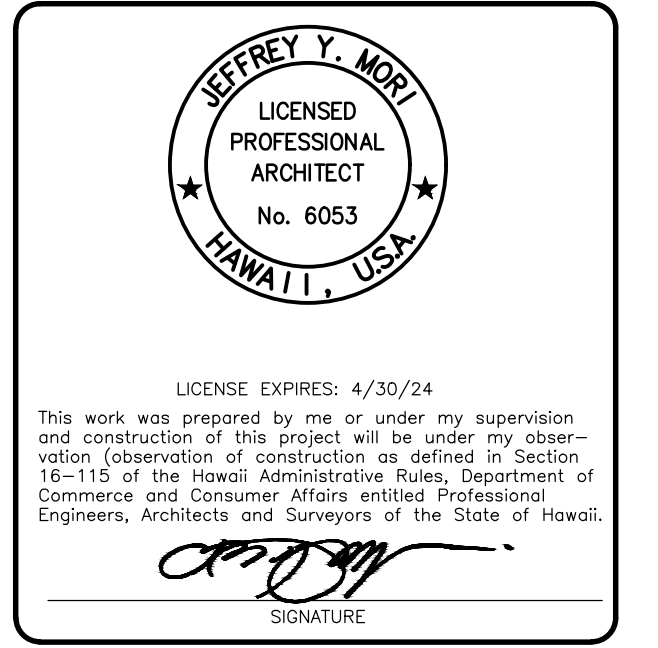
ARCHITECTS AIA
1314 SOUTH KING / SUITE 955
HONOLULU, HAWAII 96814

EMERGENCY DEPARTMENT RENOVATION

Kauai Veterans Memorial Hospital
4643 Waimea Canyon Drive
Waimea, Kauai HI 96796

TWK: 1-2-006: 035

SHEET TITLE
INTERIOR ELEVATIONS

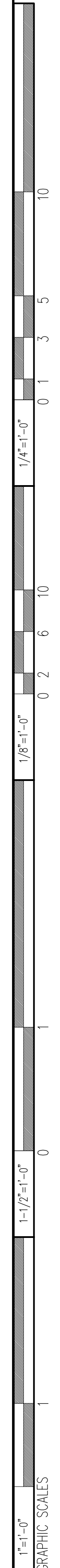


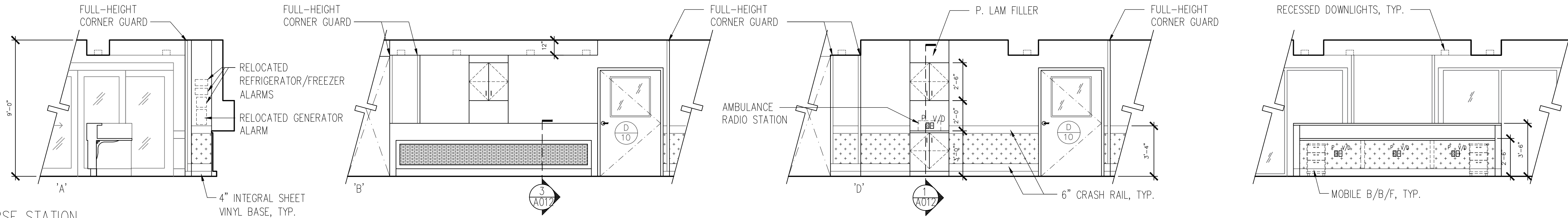
NO.	REVISION

JOB NO.

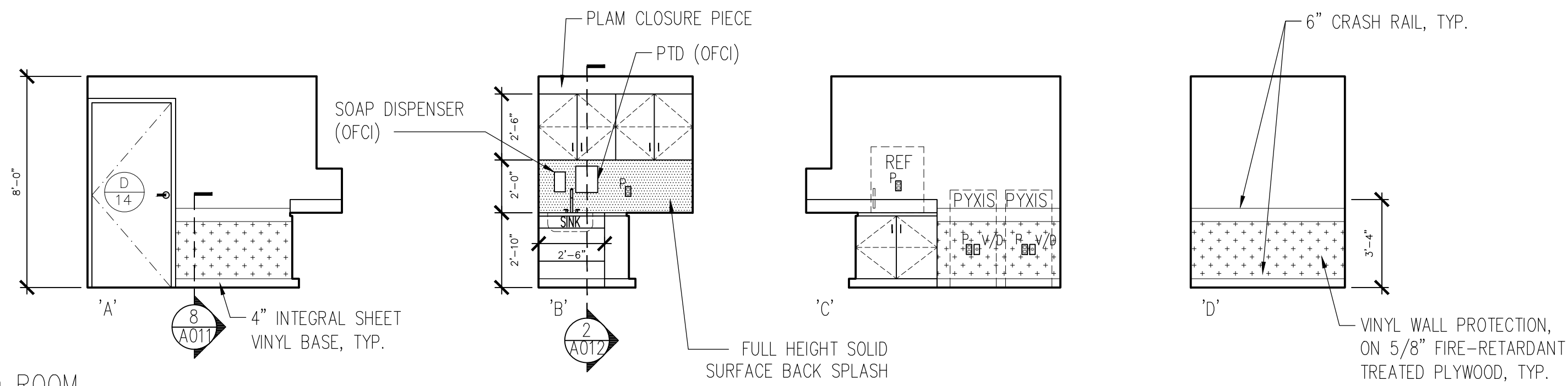
SHEET A006 DATE January 24, 2024
10 OF 54 SHTS

A INTERIOR ELEVATIONS
A006 SC: 1/4" = 1'-0"

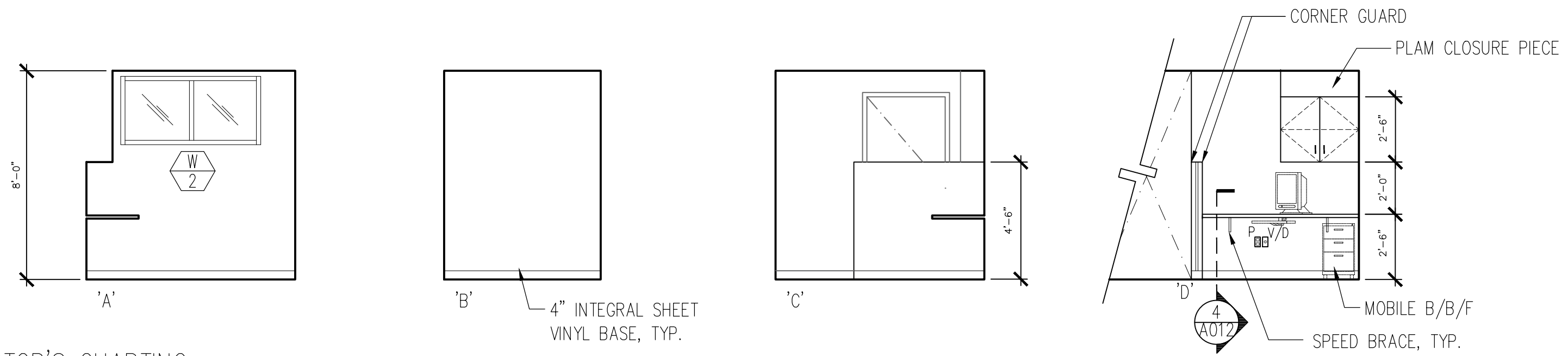




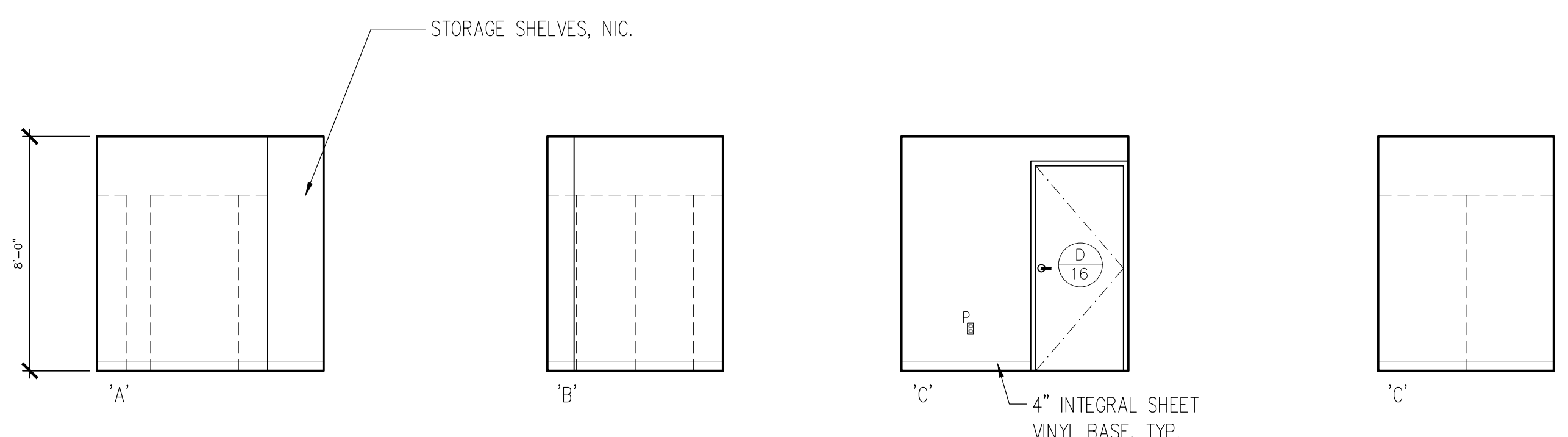
1 NURSE STATION
A008



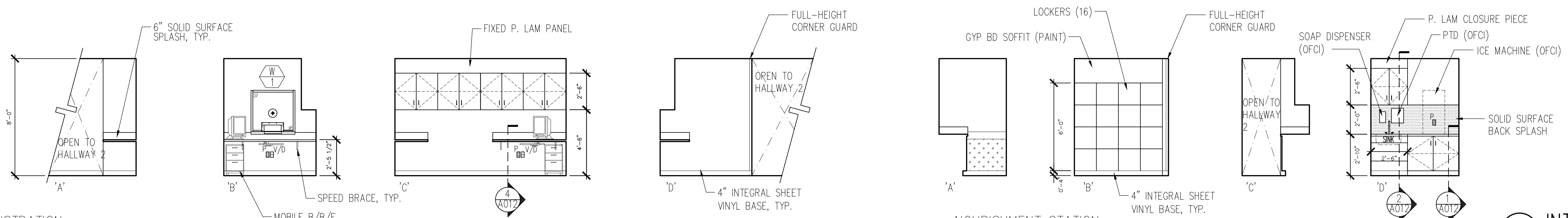
2 MED ROOM
A008



3 DOCTOR'S CHARTING
A008




4 CLEAN STORAGE
A008



5 REGISTRATION
A008

6 NOURISHMENT STATION
A008

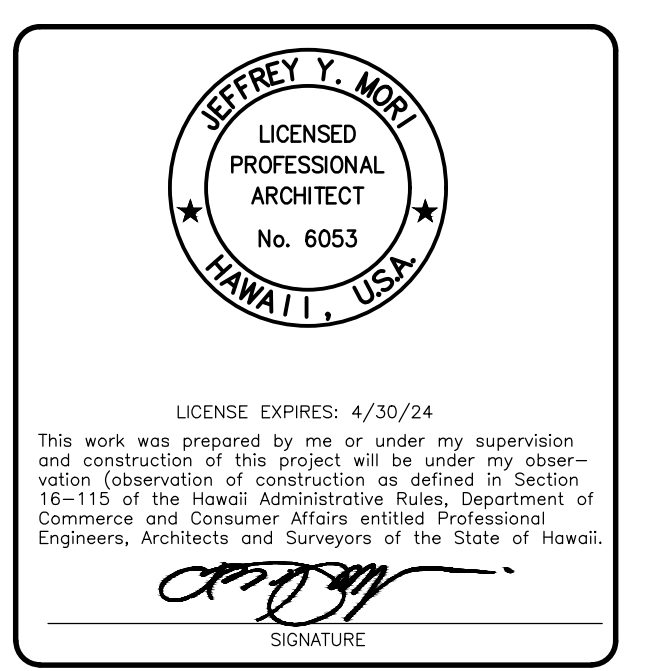
A INTERIOR ELEVATIONS
A008 SC: 1/4" = 1'-0"



ARCHITECTS AIA
1314 SOUTH KING / SUITE 955
HONOLULU, HAWAII 96814

EMERGENCY DEPARTMENT RENOVATION
Kauai Veterans Memorial Hospital
4643 Waimea Canyon Drive
Waimea, Kauai HI 96796
TWK: 1-2-006: 035

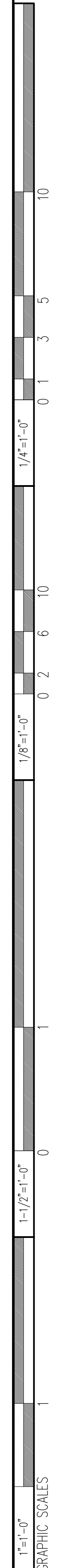
SHEET TITLE
INTERIOR ELEVATIONS

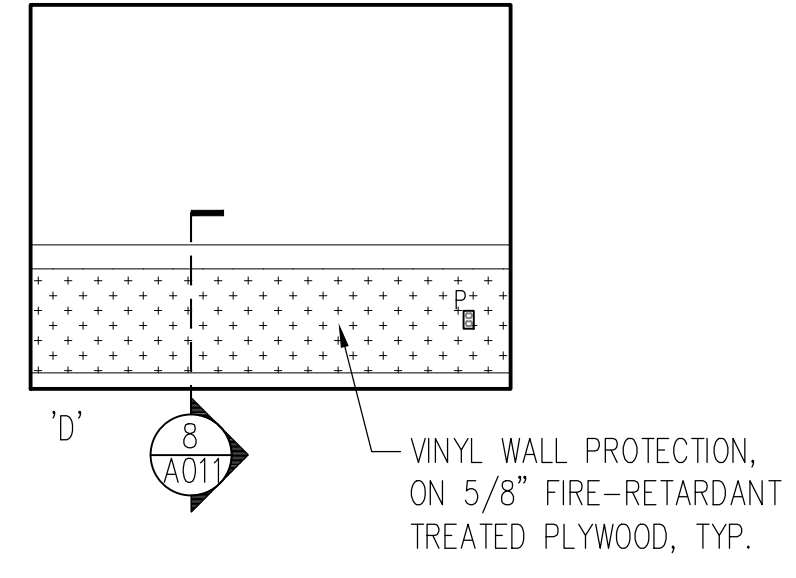
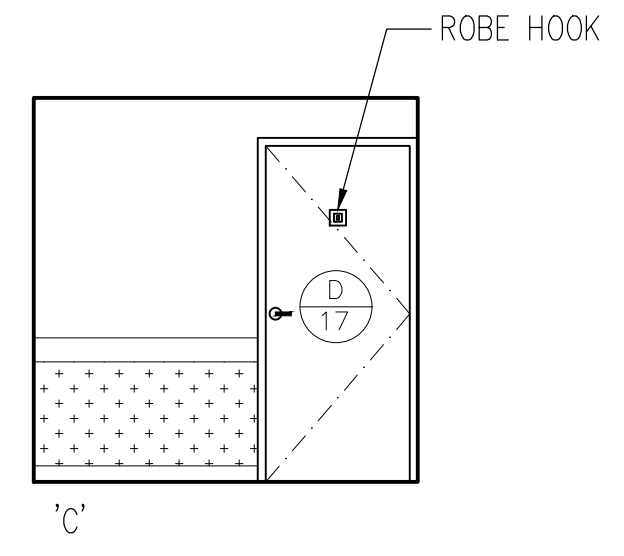
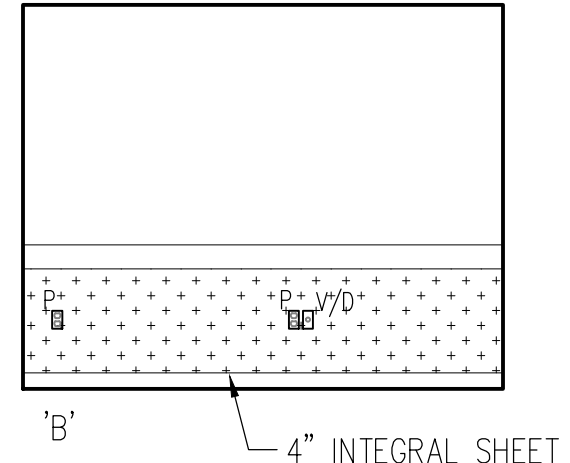
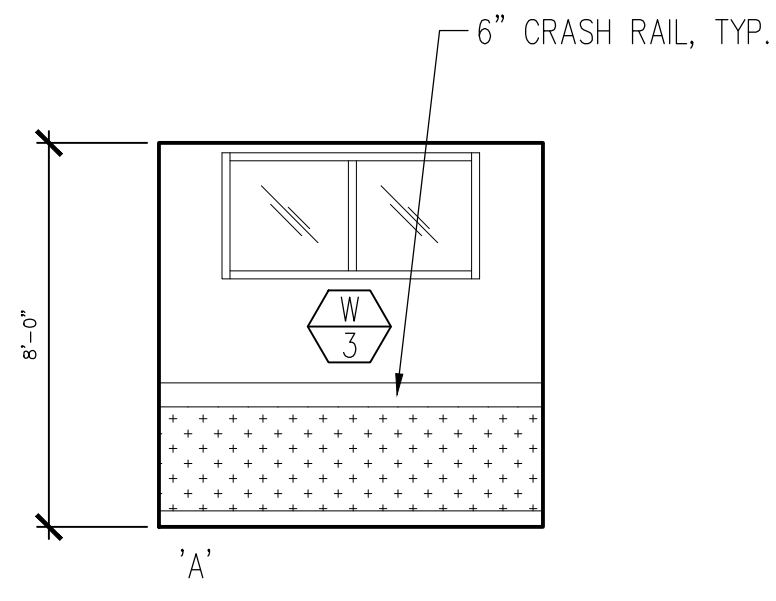


NO.	REVISION

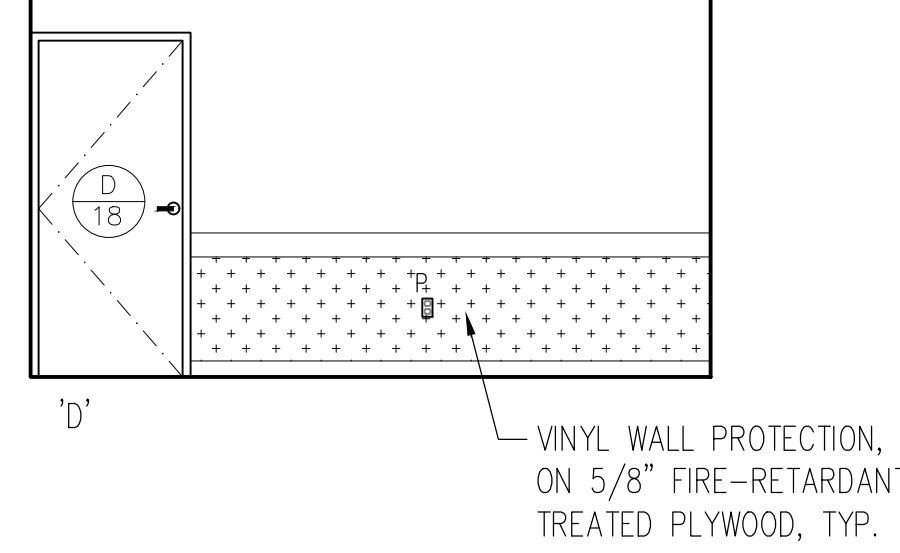
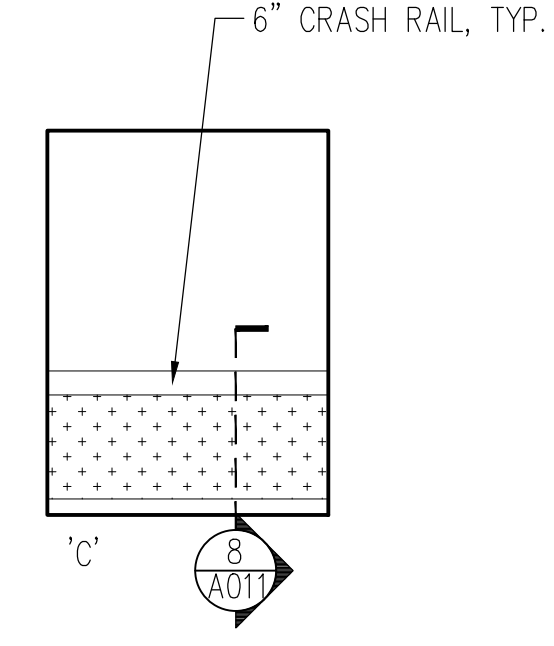
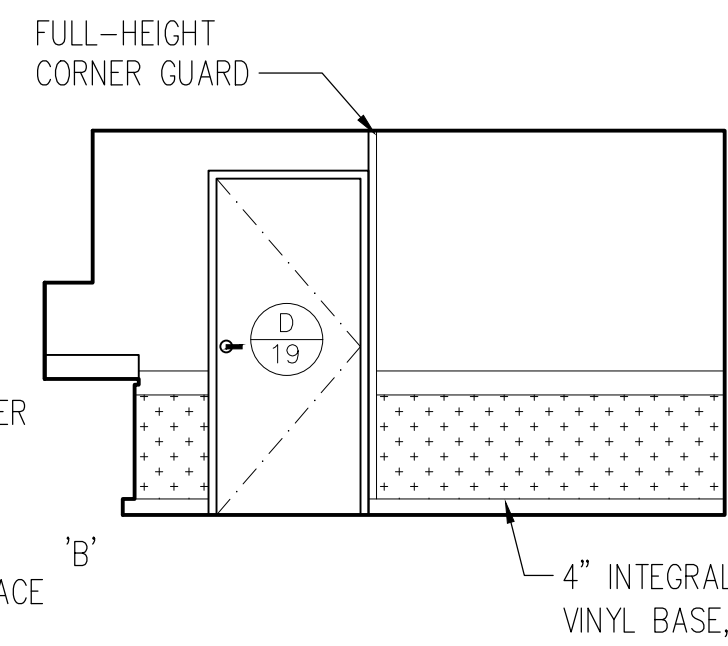
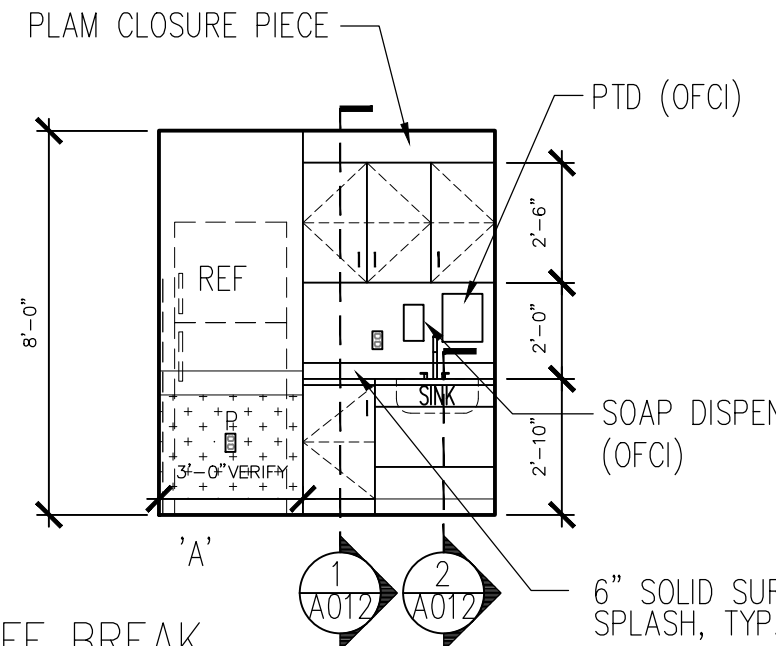
JOB NO. _____

SHEET DATE January 24, 2024
A008 12 OF 54 SHTS

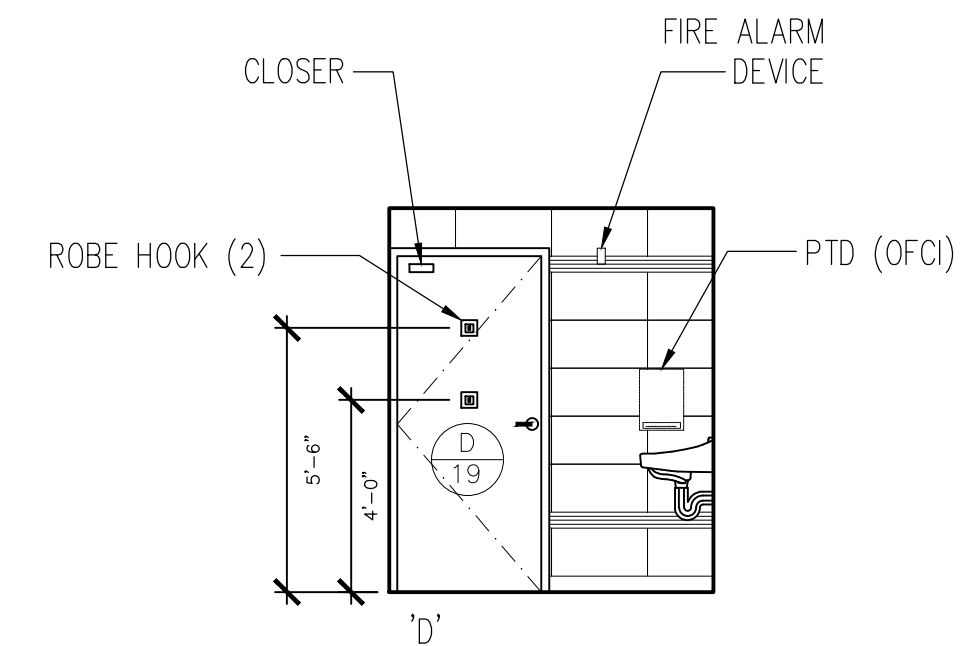
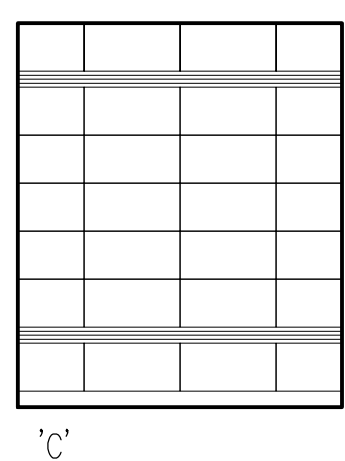
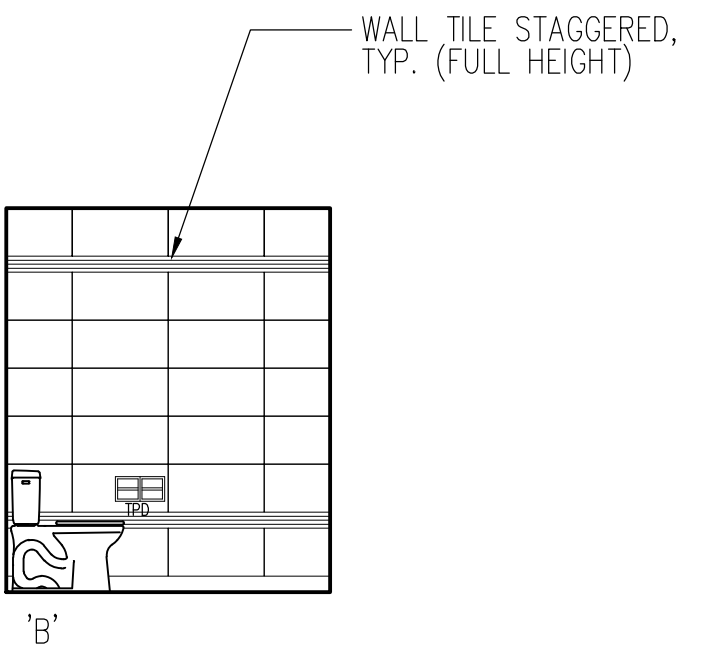
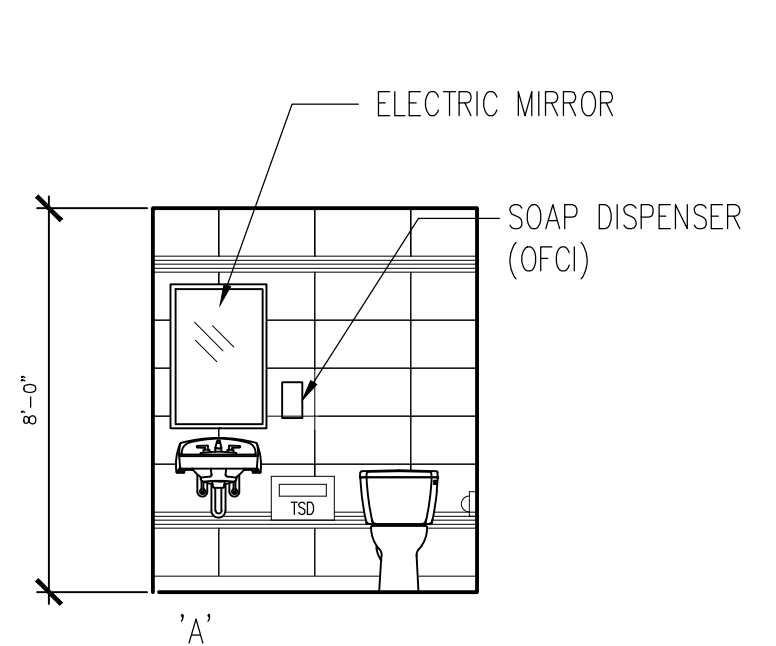




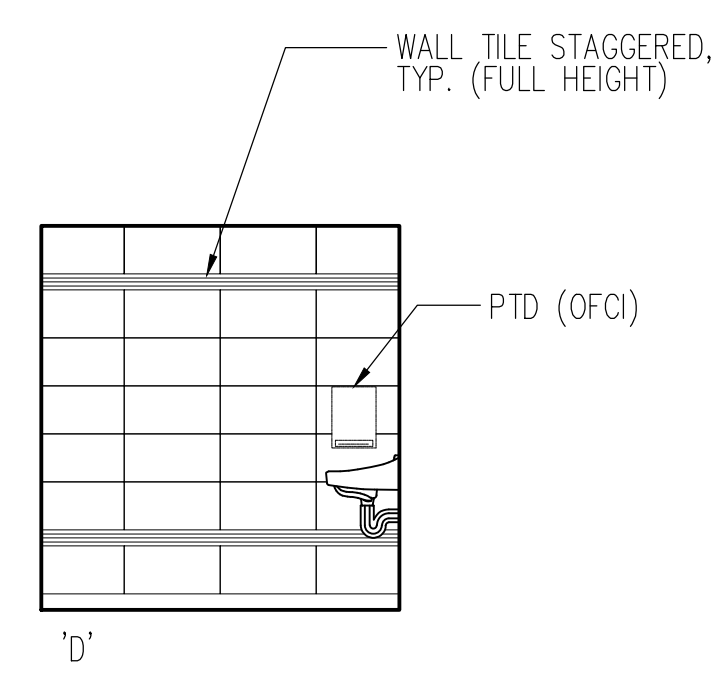
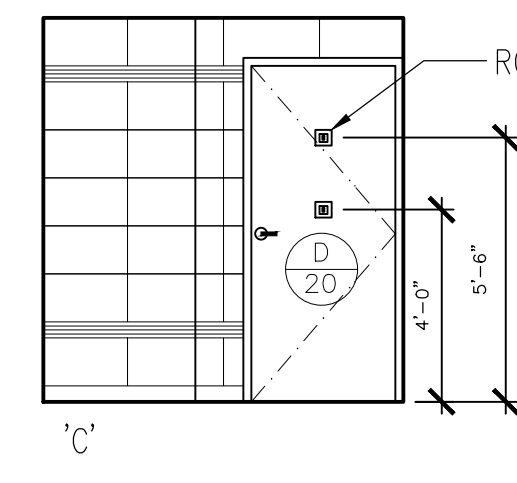
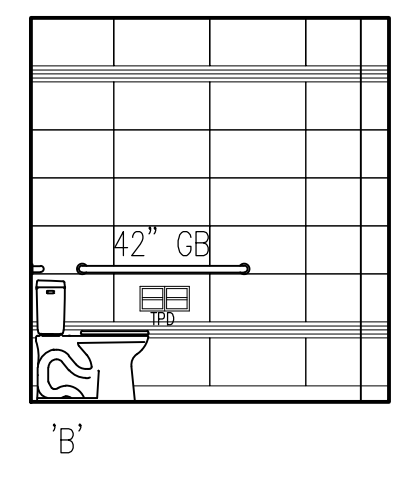
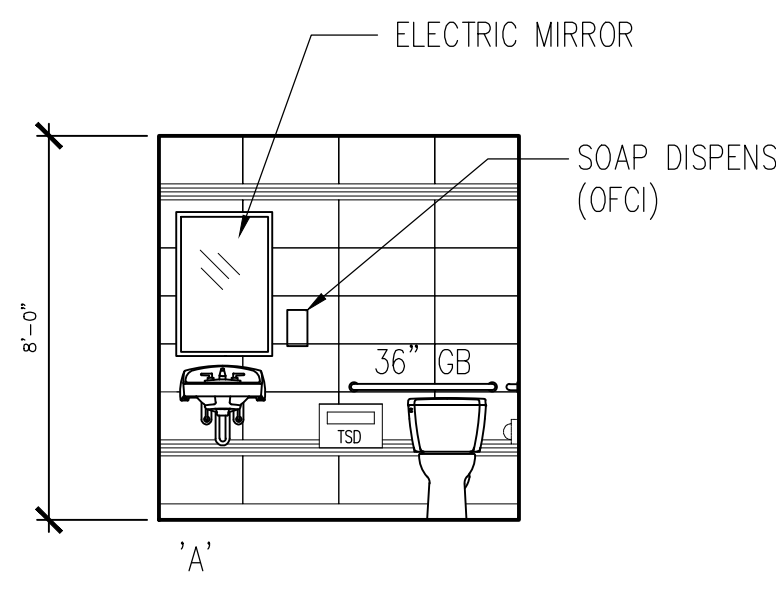
1 OFFICE
A009




2 STAFF BREAK
A012



3 STAFF TOILET
A017



4 ADA TOILET
A018



ARCHITECTS AIA
1314 SOUTH KING / SUITE 955
HONOLULU, HAWAII 96814

EMERGENCY DEPARTMENT RENOVATION
Kauai Veterans Memorial Hospital
4643 Waimea Canyon Drive
Waimea, Kauai HI 96796
TMK: 1-2-006: 035

JEFFREY Y. MORI
LICENSED PROFESSIONAL ARCHITECT
No. 6053
HAWAII, USA

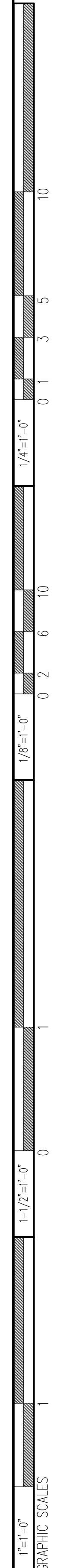
LICENSE EXPIRES: 4/30/24
This work was prepared by me or under my supervision and construction of this project will be under my observation (observation of construction as defined in Section 16-115 of the Hawaii Administrative Rules, Department of Commerce and Consumer Affairs, entitled Professional Engineers, Architects and Surveyors of the State of Hawaii.)

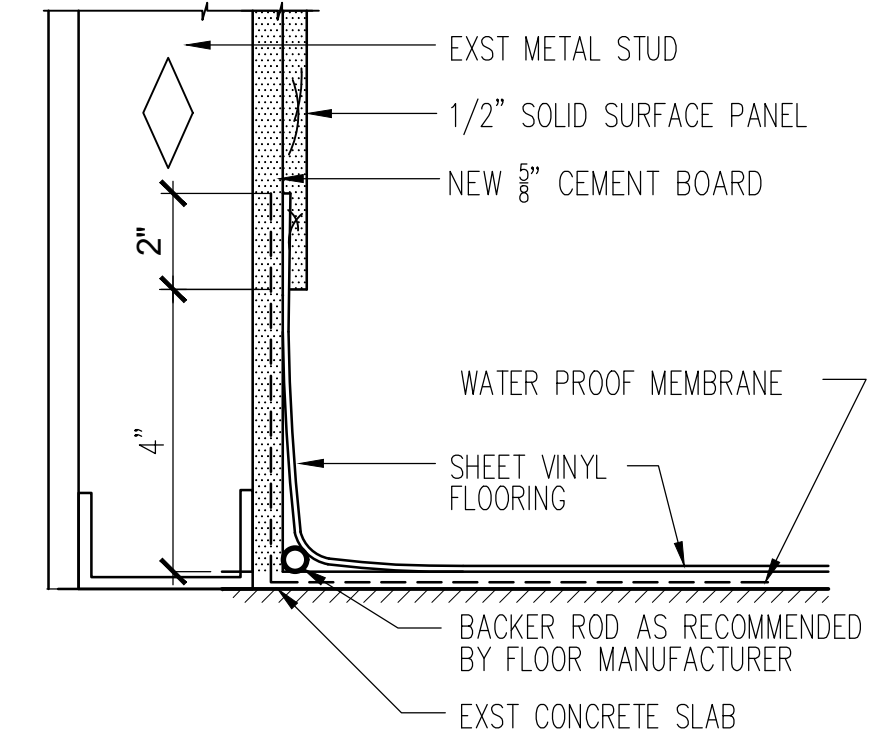
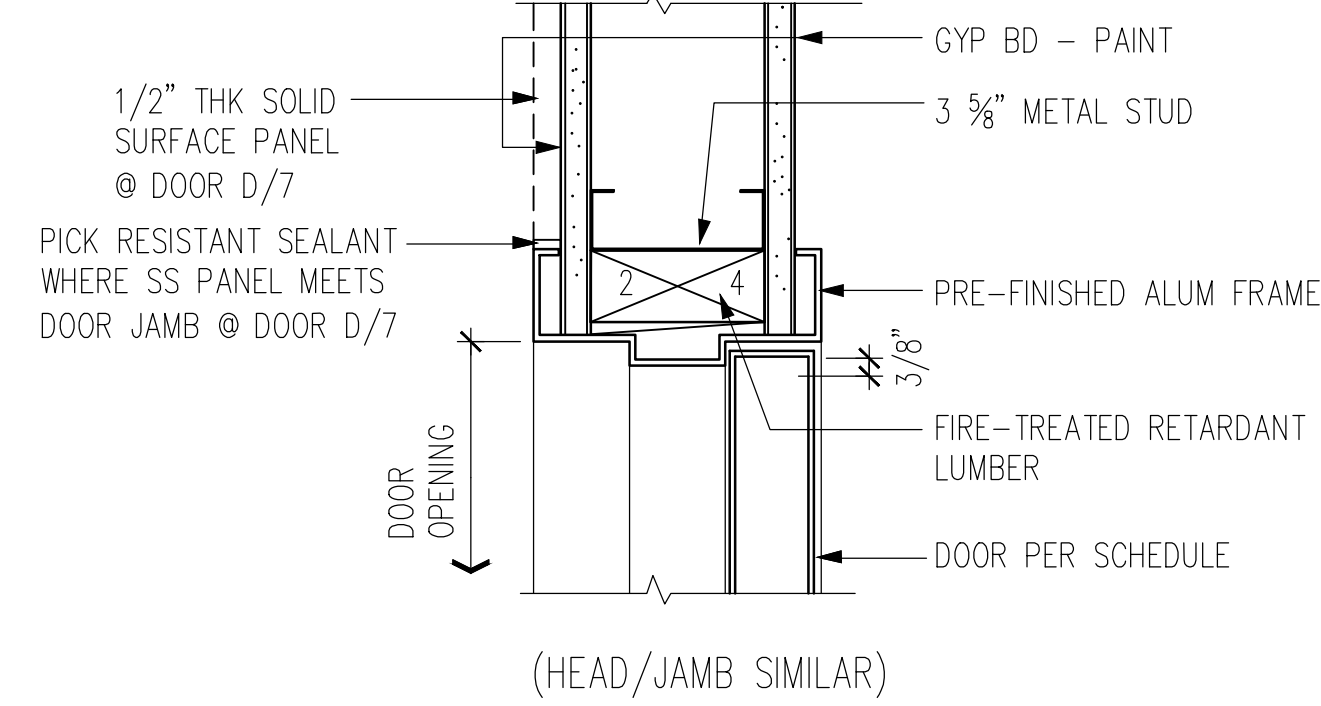
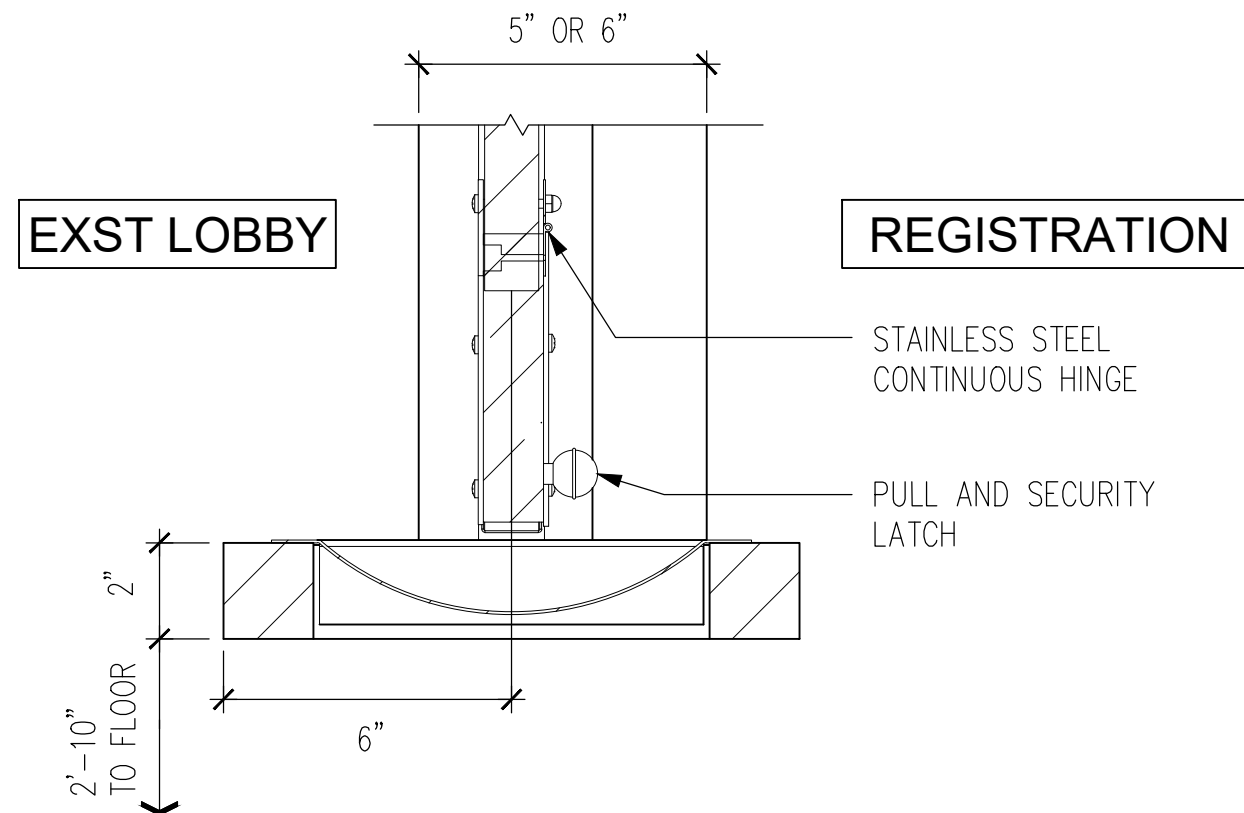
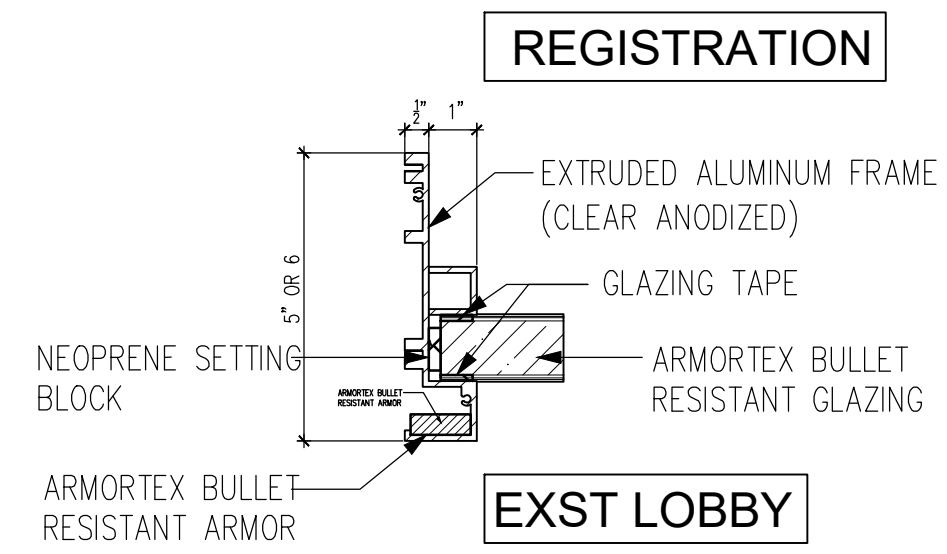
Jeffrey Y. Mori
SIGNATURE

NO.	REVISION

JOB NO. _____

SHEET A009 DATE January 24, 2024
13 OF 54 SHTS



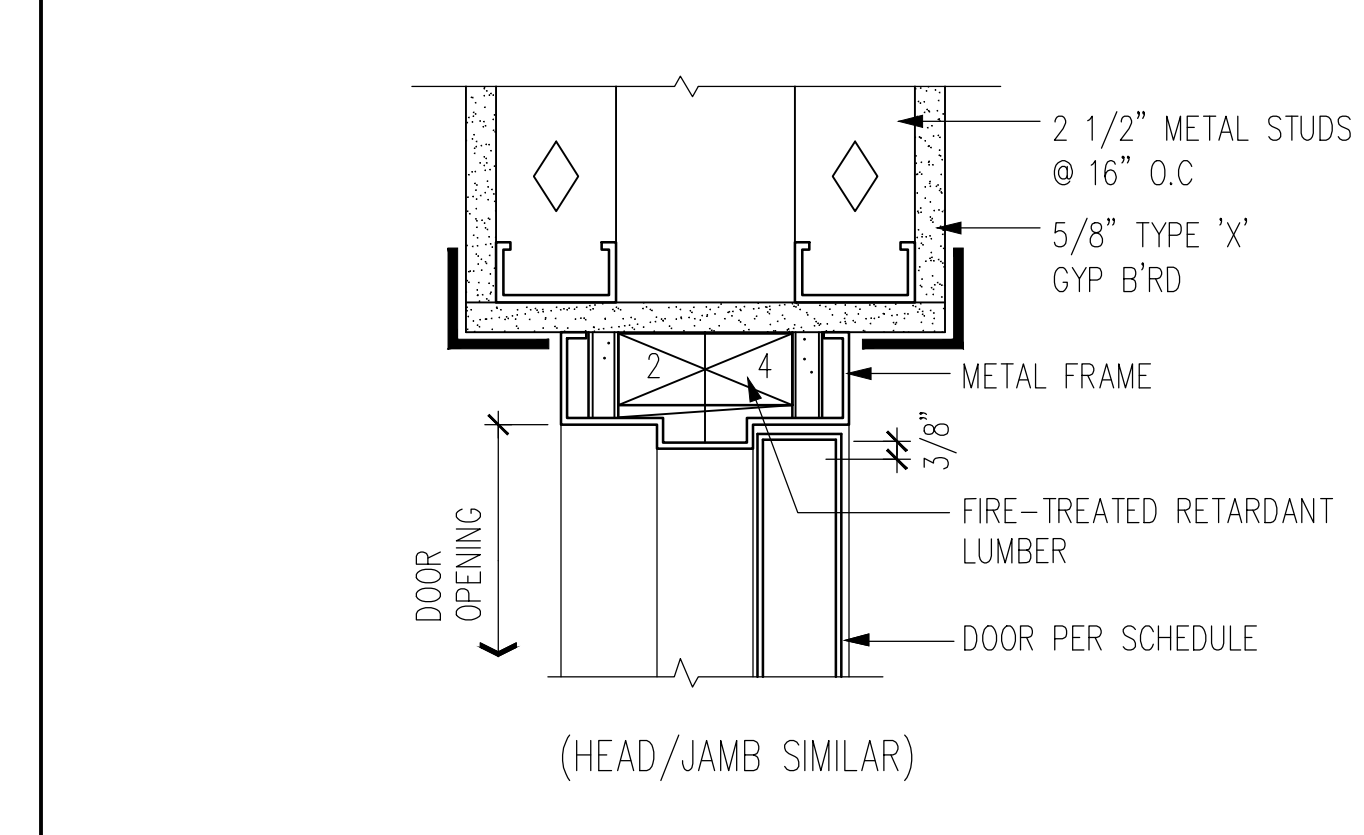
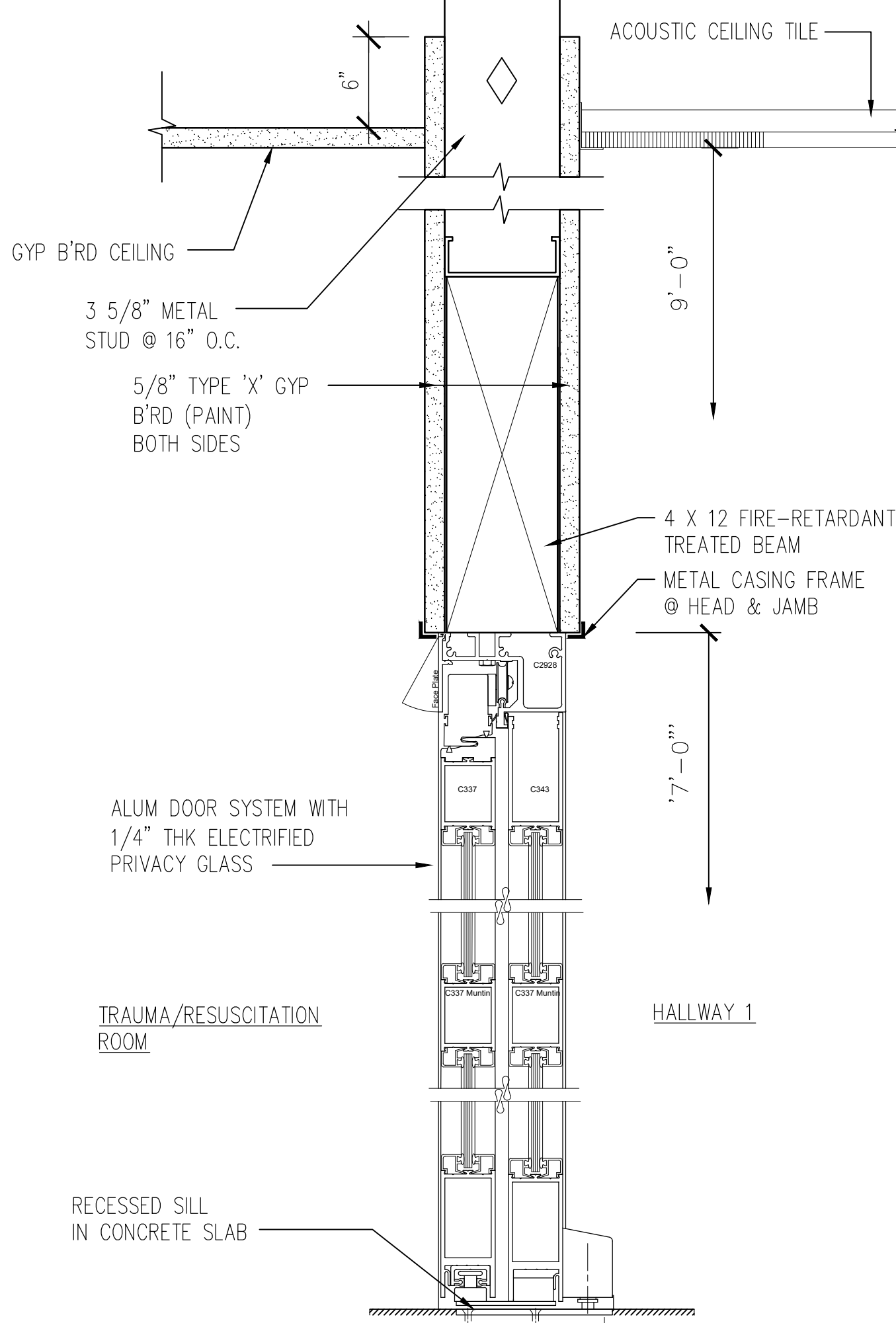
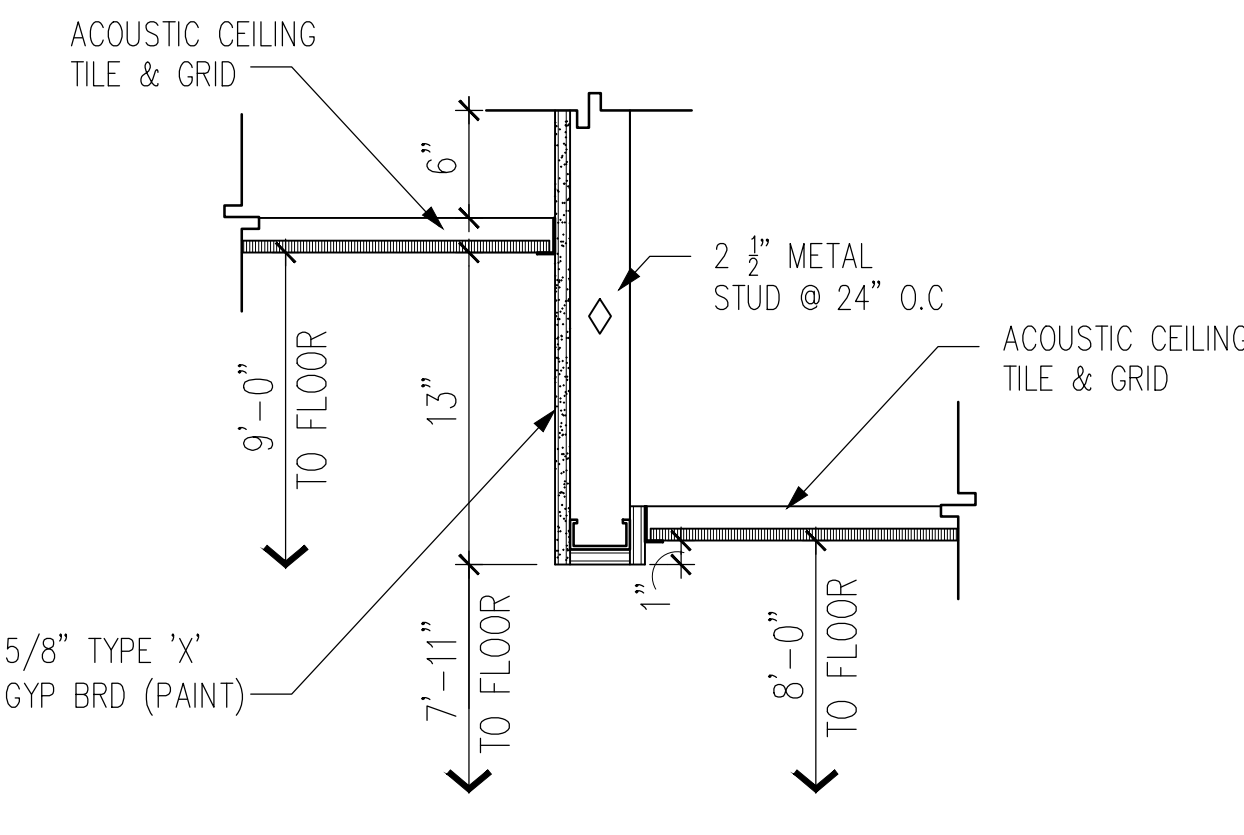
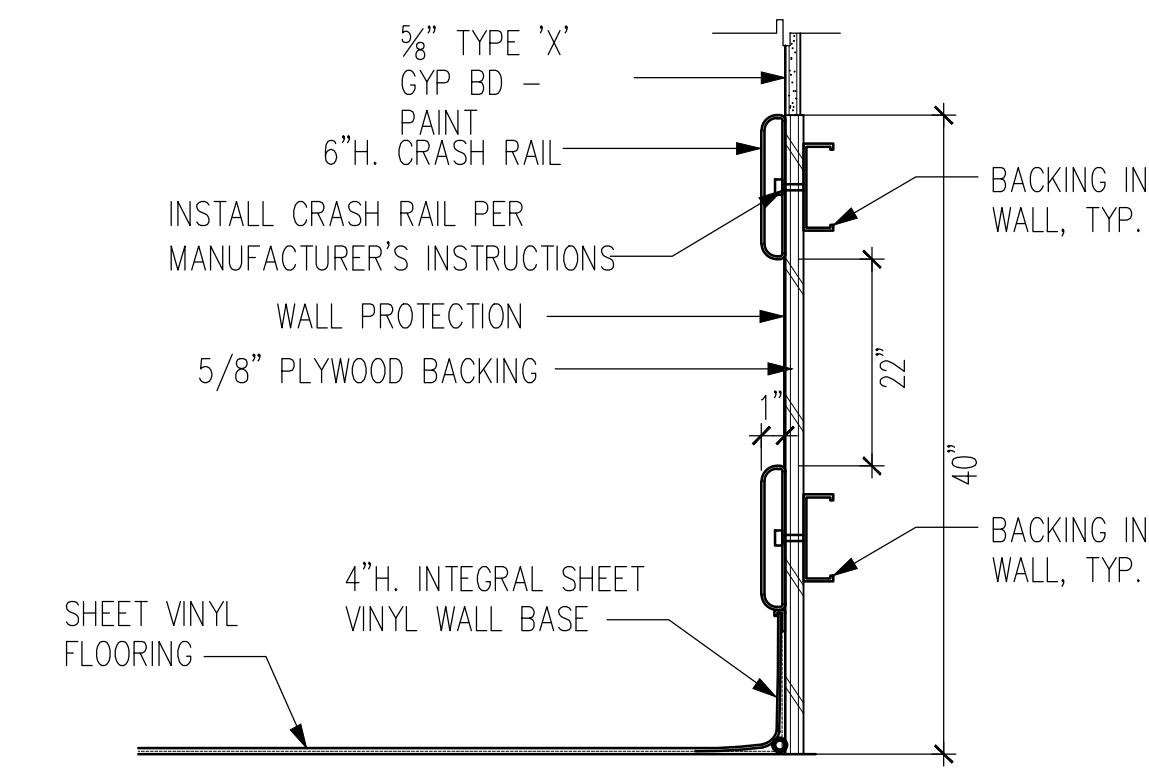


4 BULLET PROOF WINDOW SECTION DETAIL
A011 SCALE: 3" = 1'-0"

3 BULLET PROOF WINDOW SECTION DETAIL
A011 SCALE: 3" = 1'-0"

2 DOOR DETAIL
A011 SCALE: 3" = 1'-0"

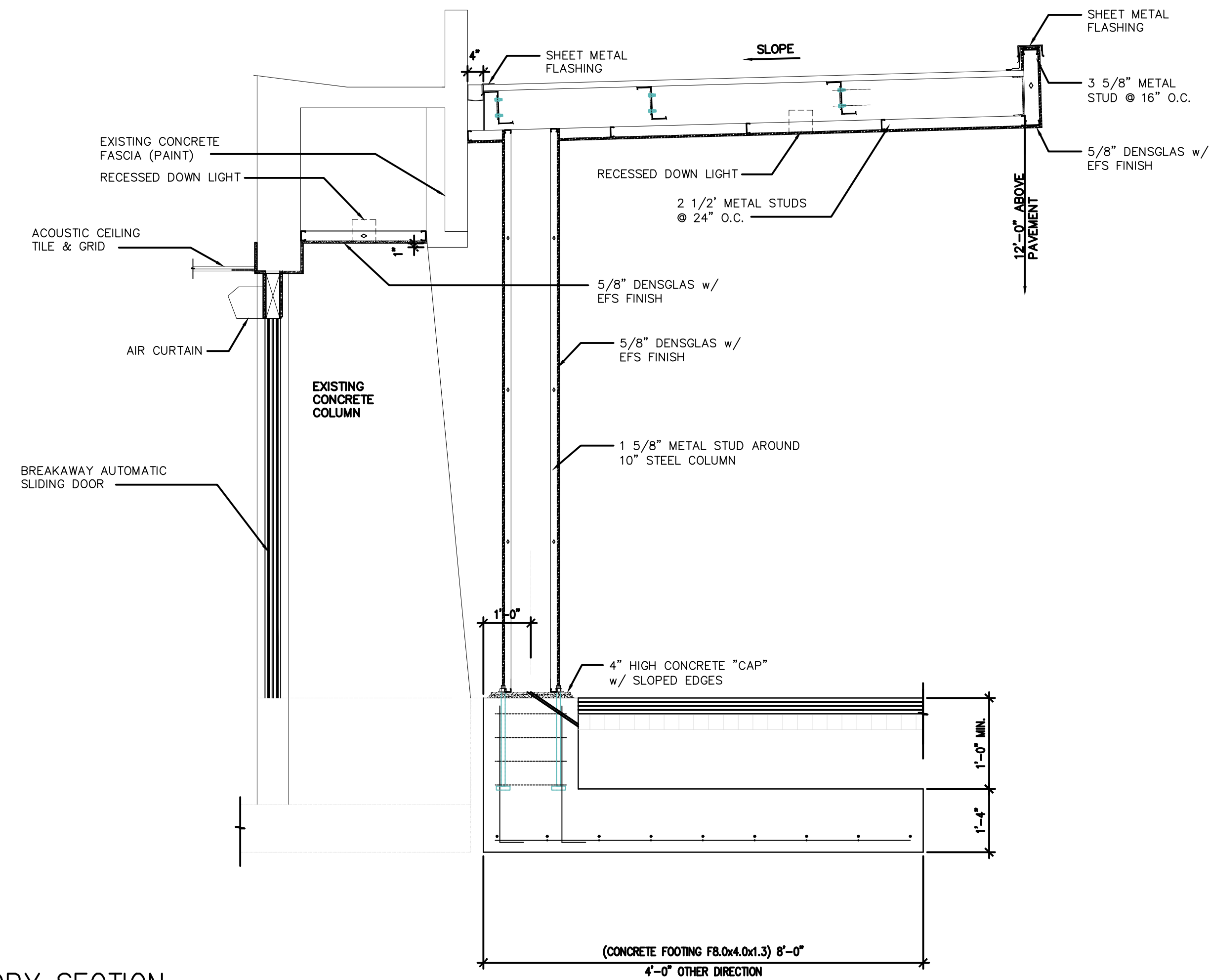
1 WALL BASE DETAIL
A011 SCALE: 3" = 1'-0"



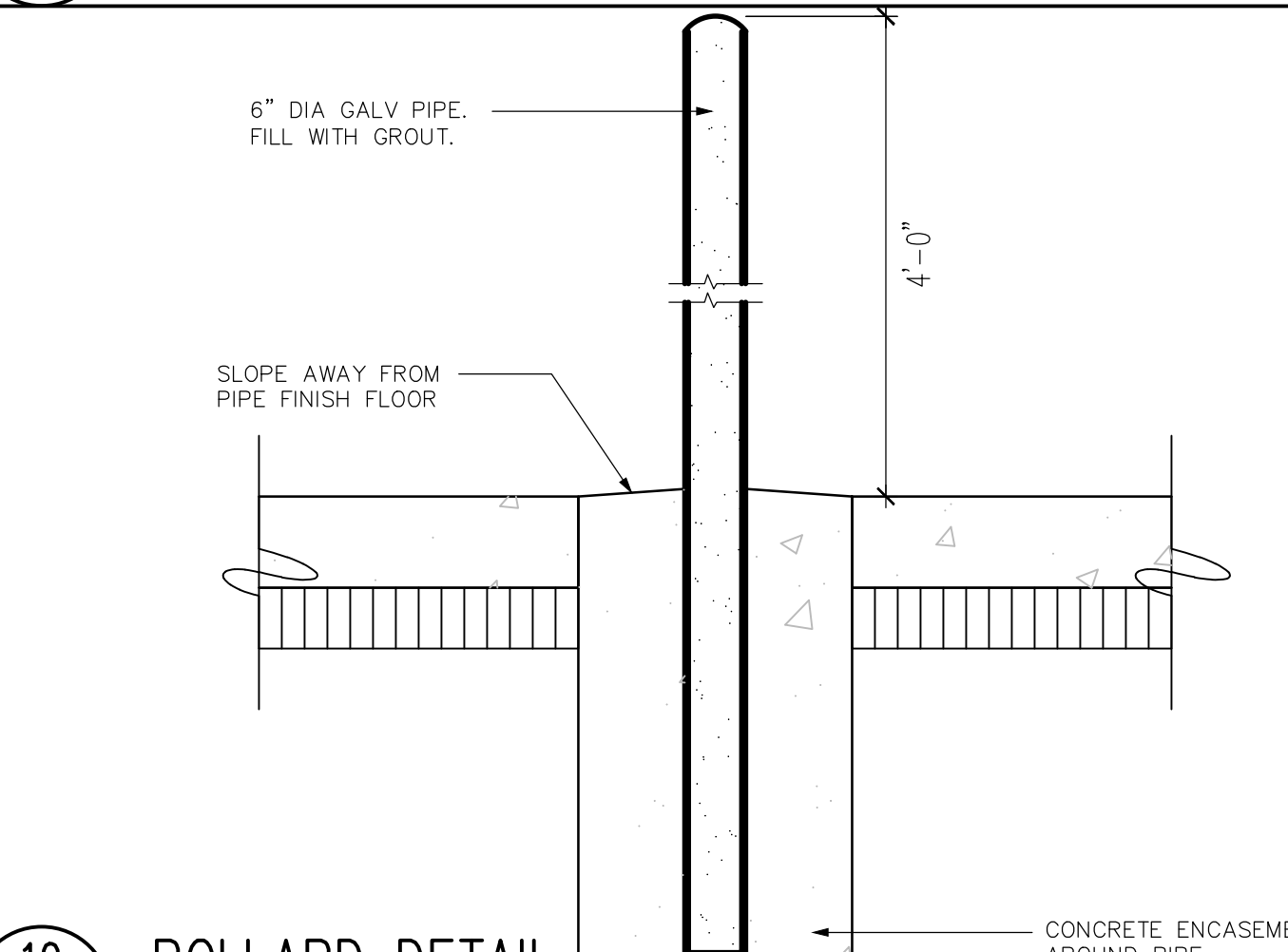
8 TYPICAL BASE & CRASH RAIL DETAIL
A011 SCALE: 1 1/2" = 1'-0"

7 CEILING SOFFIT DETAIL
A011 SCALE: 1 1/2" = 1'-0"

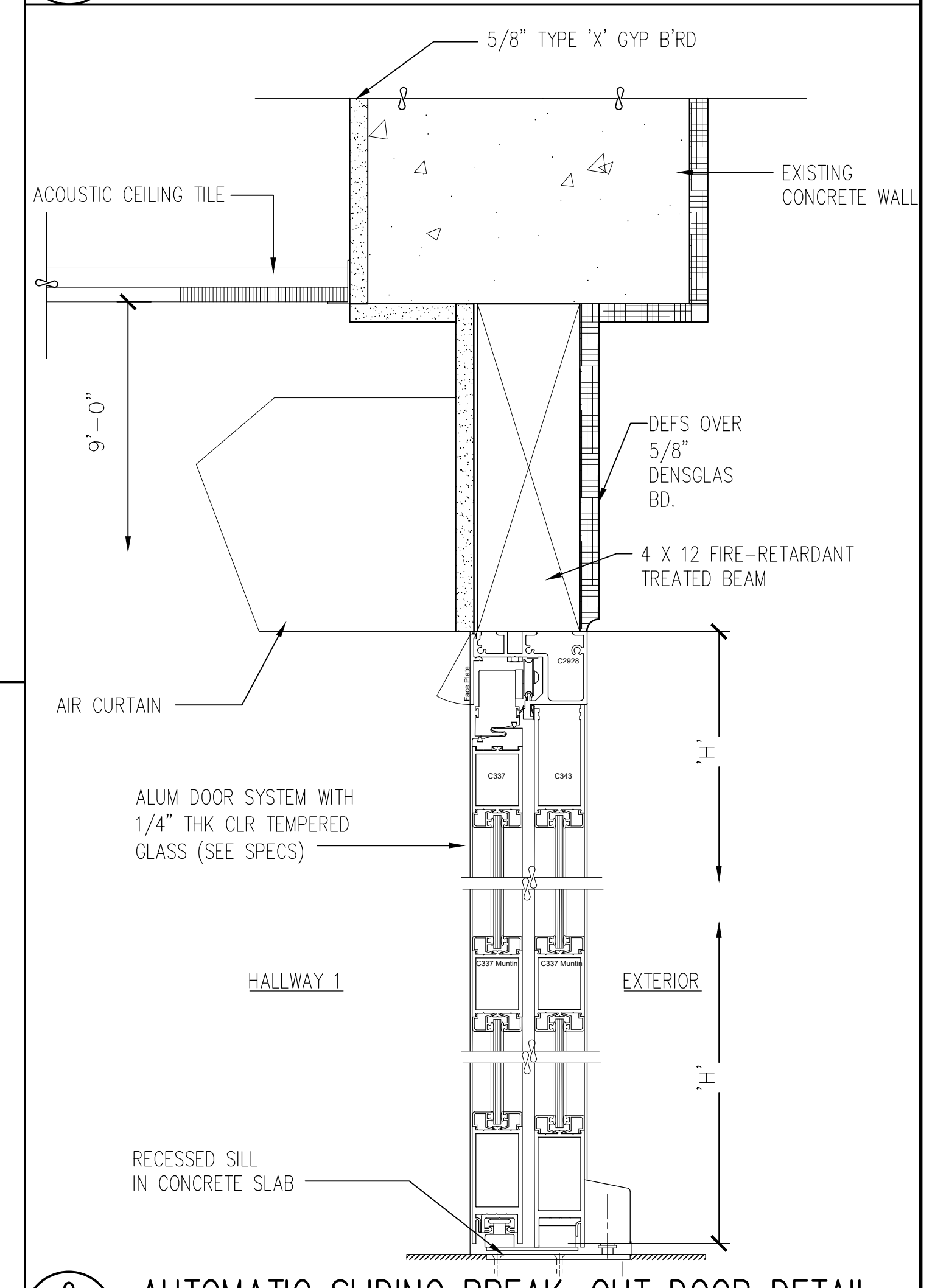
5 DOOR DETAIL
A011 SCALE: 3" = 1'-0"



6 SLIDING BREAK-OUT DOOR DETAIL
A011 SCALE: 3" = 1'-0"




10 BOLLARD DETAIL
A011 SCALE: 1" = 1'-0"



9 AUTOMATIC SLIDING BREAK-OUT DOOR DETAIL
A011 SCALE: 3" = 1'-0"

11 CANOPY SECTION
A011 SCALE: 1/2" = 1'-0"



ARCHITECTS AIA
1314 SOUTH KING / SUITE 955
HONOLULU, HAWAII 96814

EMERGENCY DEPARTMENT RENOVATION
Kauai Veterans Memorial Hospital
4643 Waimea Canyon Drive
Waimea, Kauai HI 96796
TMK: 1-2-006: 035

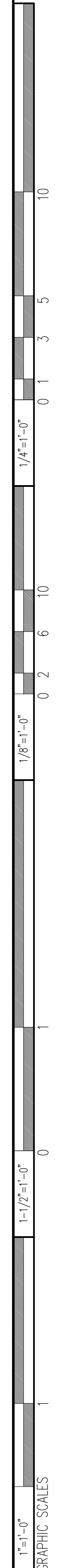
SHEET TITLE
MISCELLANEOUS DETAILS

JEFFREY Y. MORI
LICENSED PROFESSIONAL ARCHITECT
No. 6053
HAWAII, USA
LICENSE EXPIRES: 4/30/24
This work was prepared by me or under my supervision and construction of this project will be under my observation (observation of construction as defined in Section 16-115 of the Hawaii Administrative Rules, Department of Commerce and Consumer Affairs, entitled Professional Engineers, Architects and Surveyors of the State of Hawaii.)
SIGNATURE

NO.	REVISION

JOB NO.

SHEET
A011
DATE January 24, 2024
15 OF 54 SHTS

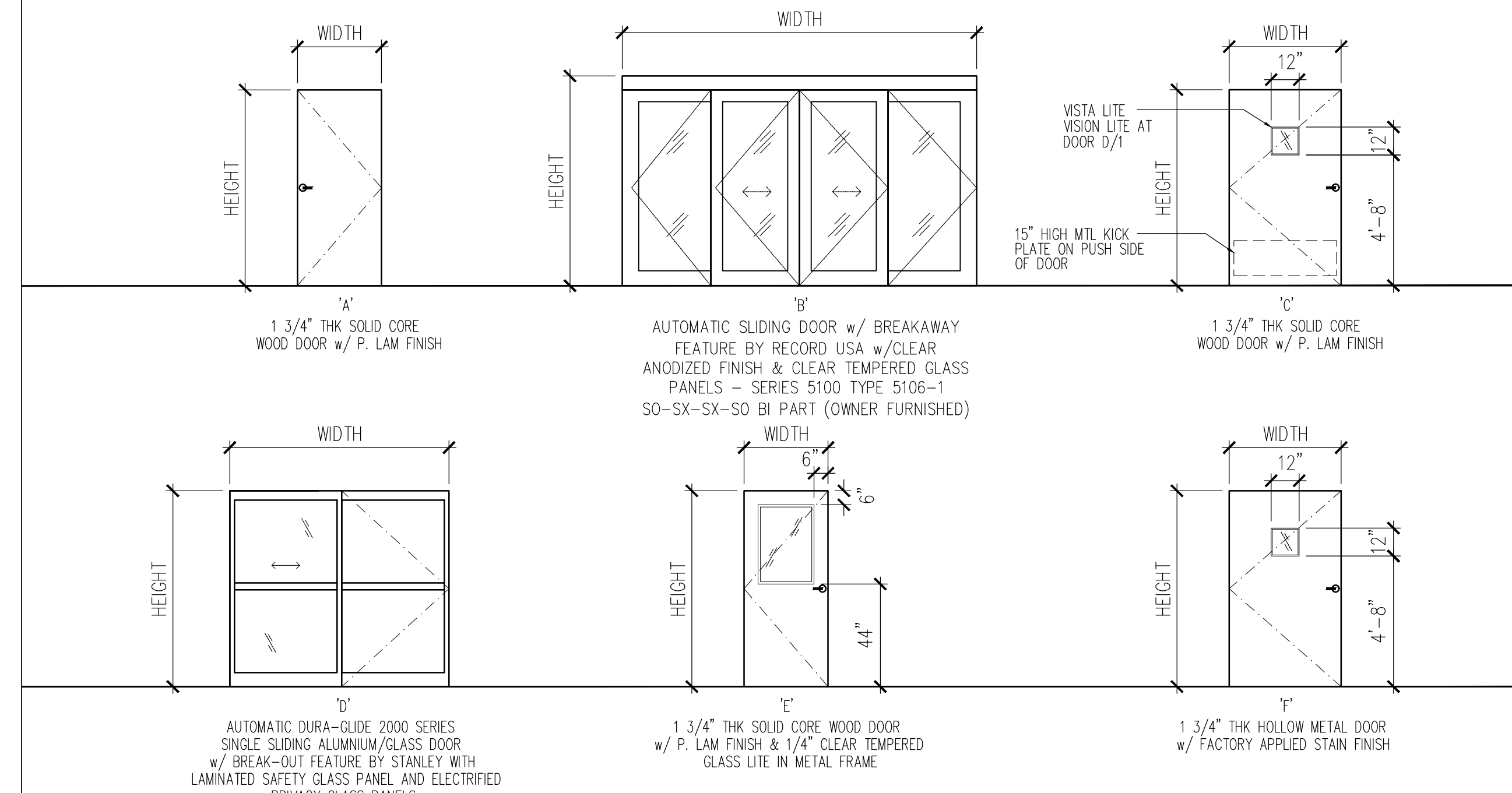


DOOR SCHEDULE

DOOR NO.	RM NO. - DOOR LOCATION	DOOR TYPE	DOOR MATERIAL	DOOR SIZE			DOOR FRAME	DOOR DETAIL			FIRE RATING	REMARKS
				THK.	WIDTH	HEIGHT		JAMB	HEAD	SILL		
D/1	FROM IN-PATIENT CORRIDOR 'A'	C	WD	1-3/4"	4'-0"	7'-0"	MTL	5/A011	5/A011	-	-	w/ VISTA LITE VISION LITE
D/2	TO PATIENT TOILET	A	WD	1-3/4"	3'-0"	7'-0"	MTL	2/A011	2/A011	-	-	
D/3	TO ISO	C	WD	1-3/4"	4'-0"	7'-0"	MTL	2/A011	2/A011	-	-	
D/4	TO EXAM 3	C	WD	1-3/4"	4'-0"	7'-0"	MTL	2/A011	2/A011	-	-	
D/5	TO EXAM 2	C	WD	1-3/4"	4'-0"	7'-0"	MTL	2/A011	2/A011	-	-	
D/6	TO EXAM 1	C	WD	1-3/4"	4'-0"	7'-0"	MTL	2/A011	2/A011	-	-	
D/7	TO SAFE ROOM	F	WD	1-3/4"	4'-0"	7'-0"	MTL	2/A011	2/A011	-	-	w/ VISTA LITE VISION LITE
D/8	TO SOILED/HOLDING	C	WD	1-3/4"	3'-0"	7'-0"	MTL	2/A011	2/A011	-	45 MIN	
D/9	FROM EXISTING ENTRY VESTIBULE	A	WD	1-3/4"	3'-0"	7'-0"	MTL	5/A011	5/A011	-	-	
D/10	TO INTAKE	E	WD	1-3/4"	3'-6"	7'-0"	MTL	2/A011	2/A011	-	-	w/ VISTA LITE VISION LITE
D/11	TO RESUSCITATION ROOM	D	ALUM/GLASS	1-3/4"	7'-10"	7'-0"	MTL	6/A011	6/A011	6/A011	-	
D/12	TO TRAUMA/RESUSCITATION ROOM	D	ALUM/GLASS	1-3/4"	7'-10"	7'-0"	MTL	6/A011	6/A011	6/A011	-	
D/13	FROM AMBULANCE DROP OFF	B	ALUM/GLASS	1-3/4"	12'-8"	8'-0"	MTL	9/A011	9/A011	9/A011	-	
D/14	TO MED ROOM	E	WD	1-3/4"	3'-0"	7'-0"	MTL	2/A011	2/A011	-	-	w/ CLEAR TEMPERED GLASS PANEL
D/15	TO EXISTING ENTRY VESTIBULE	C	WD	1-3/4"	3'-6"	7'-0"	MTL	5/A011	5/A011	-	-	
D/16	TO CLEAN STORAGE	C	WD	1-3/4"	3'-0"	7'-0"	MTL	2/A011	2/A011	-	-	
D/17	TO OFFICE	A	WD	1-3/4"	3'-0"	7'-0"	MTL	2/A011	2/A011	-	-	
D/18	TO STAFF BREAK	A	WD	1-3/4"	3'-0"	7'-0"	MTL	2/A011	2/A011	-	-	
D/19	TO STAFF TOILET	A	WD	1-3/4"	3'-0"	7'-0"	MTL	2/A011	2/A011	-	-	
D/20	TO ADA TOILET	A	WD	1-3/4"	3'-0"	7'-0"	MTL	2/A011	2/A011	-	-	

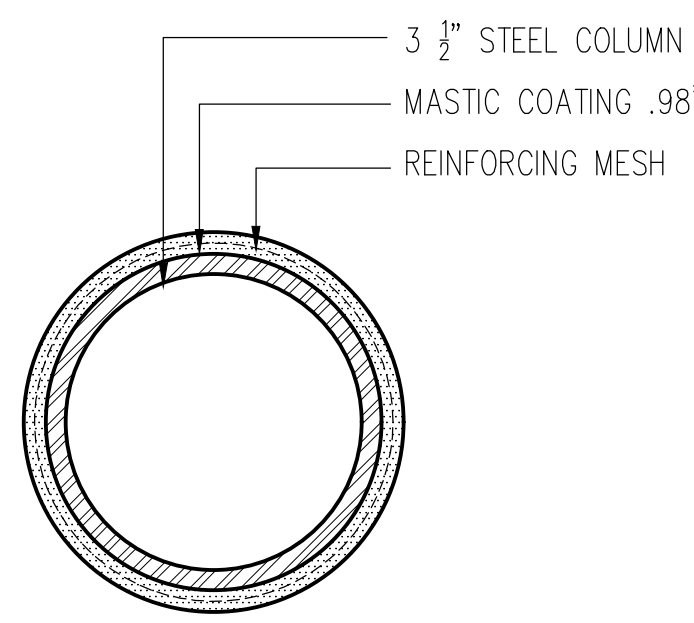
DOOR TYPE

SC: 1/4" = 1'-0"



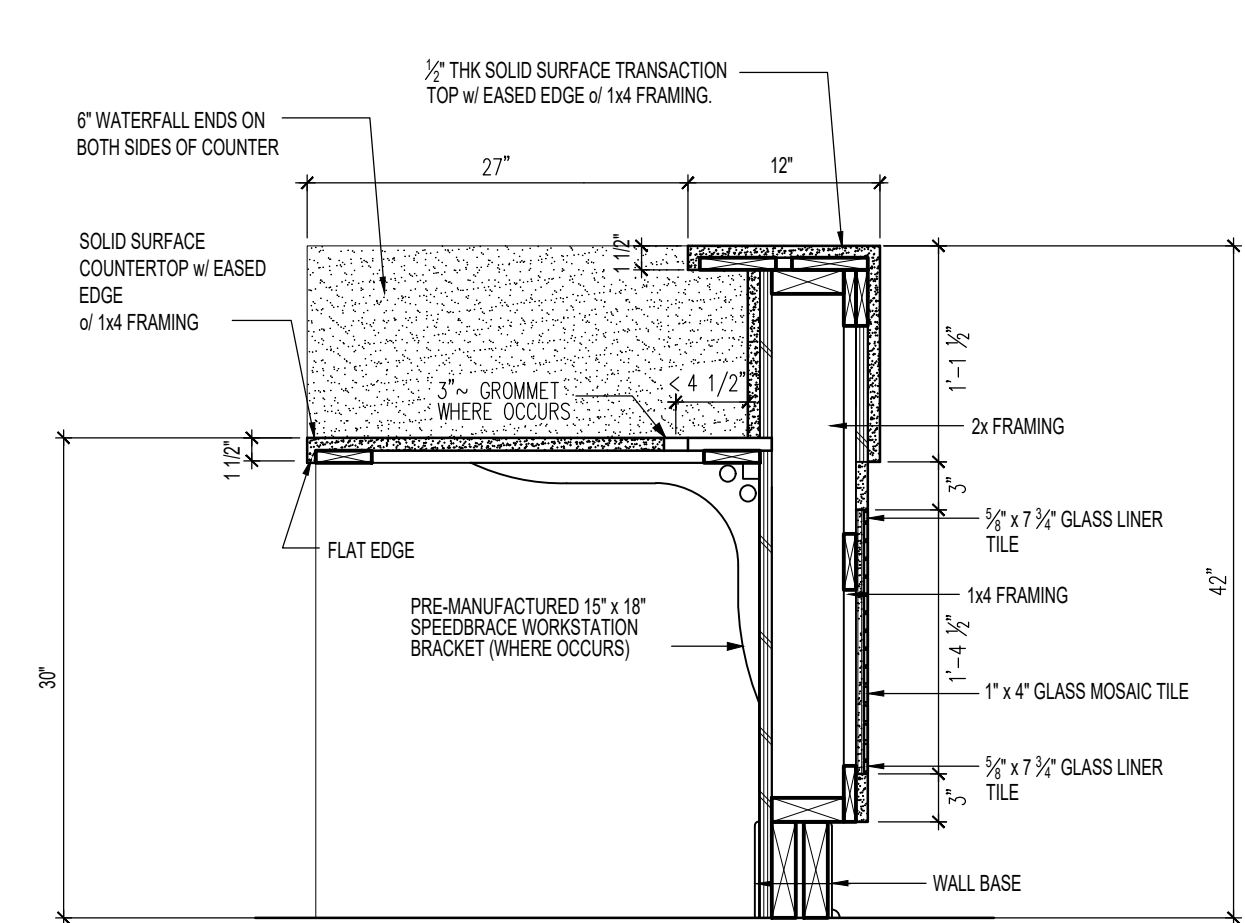
WINDOW TYPE

SC: 1/4" = 1'-0"

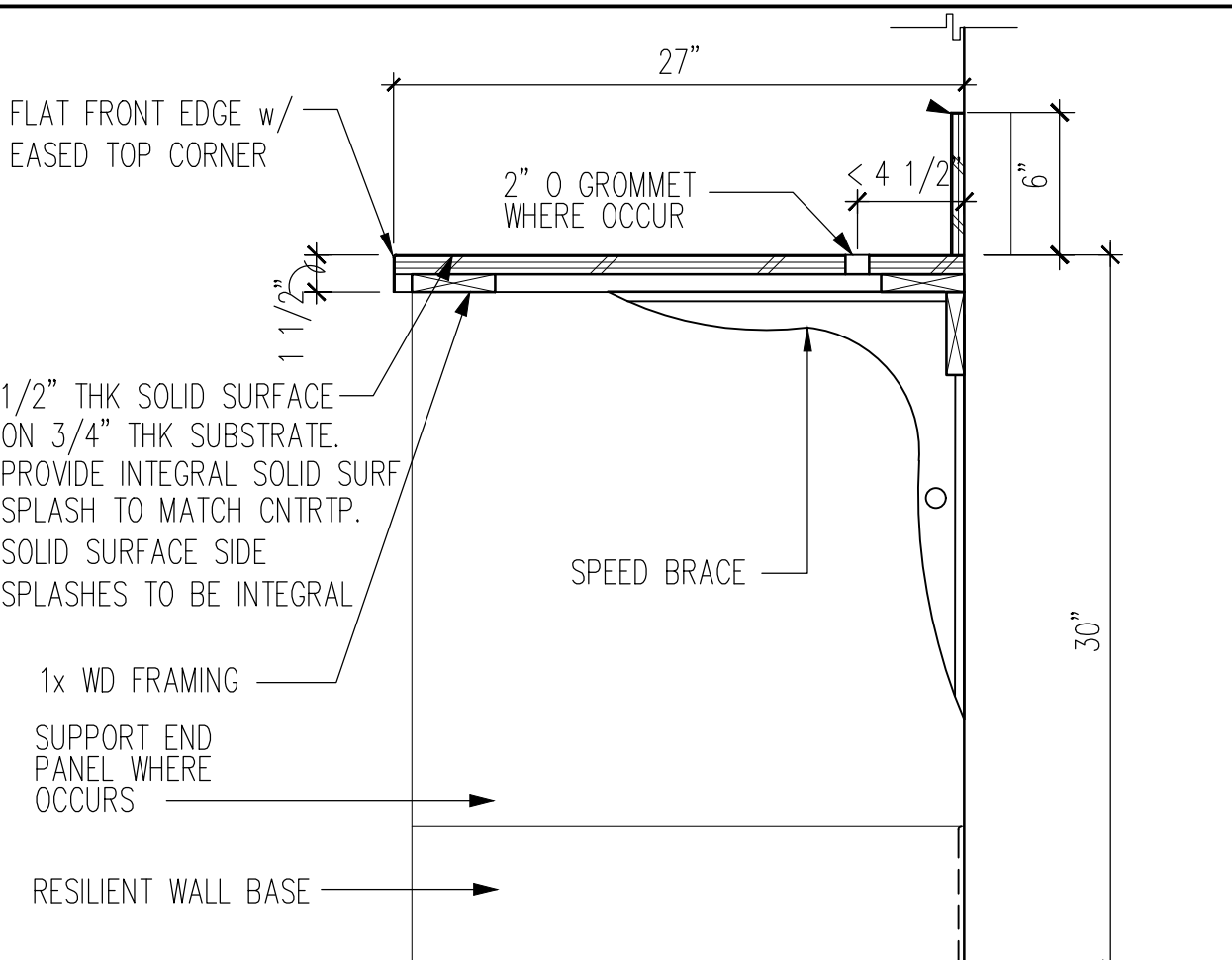


OPTION 1:
WALL CONSTRUCTION: 6" METAL STUDS w/ 8" GYP BD TYPE 'X' ON BOTH SIDES. STEEL COLUMN. (SEE STRUCTURAL DRAWING). w/ INTUMESCENT MASTIC COATING BY ALBI MANUFACTURING w/ REINFORCING MESH U.L. DESIGN NO XR603 -2 HOUR

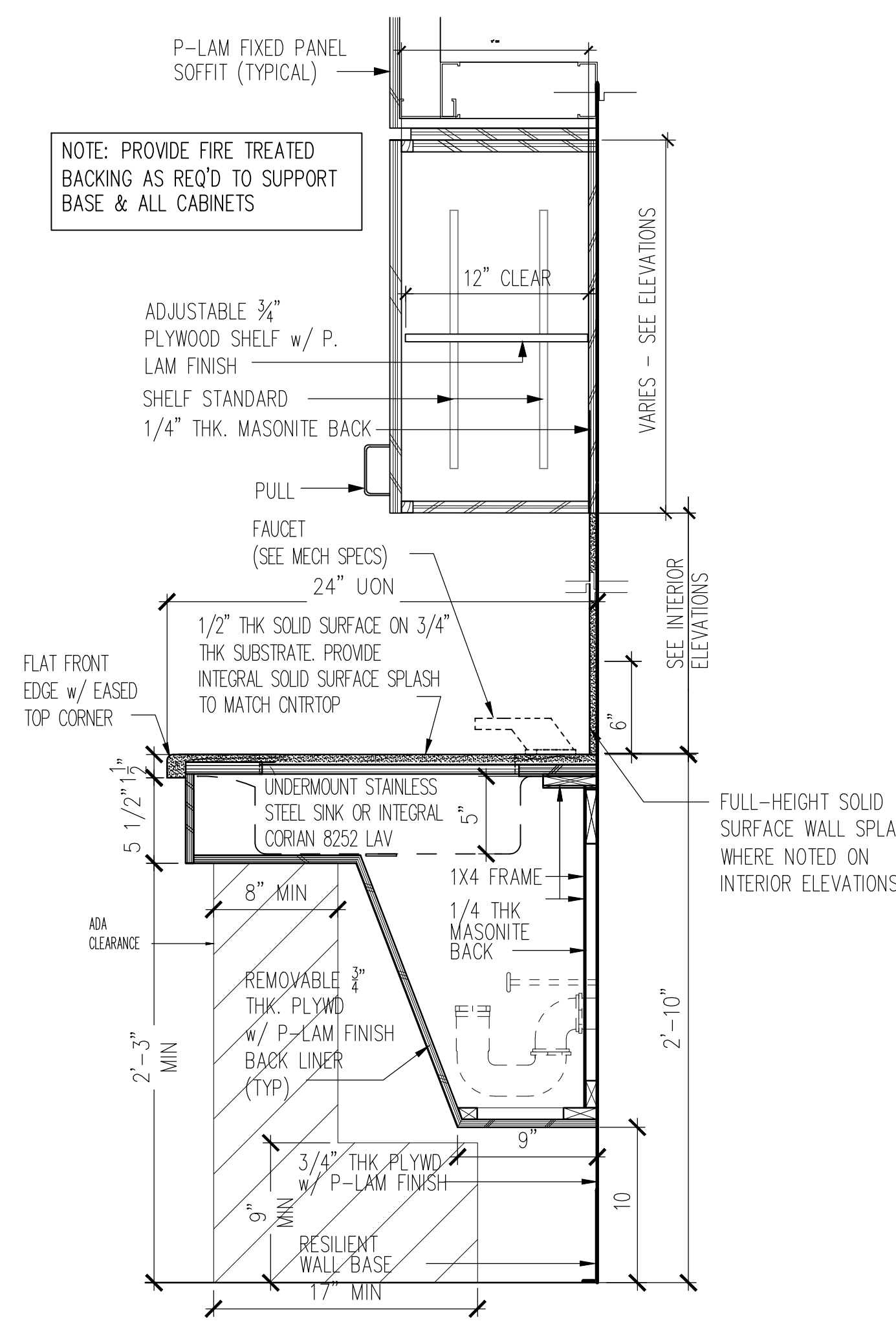
5 STEEL COLUMN FIRE RESISTIVE DESIGN
A012 SCALE: 6" = 1'-0"



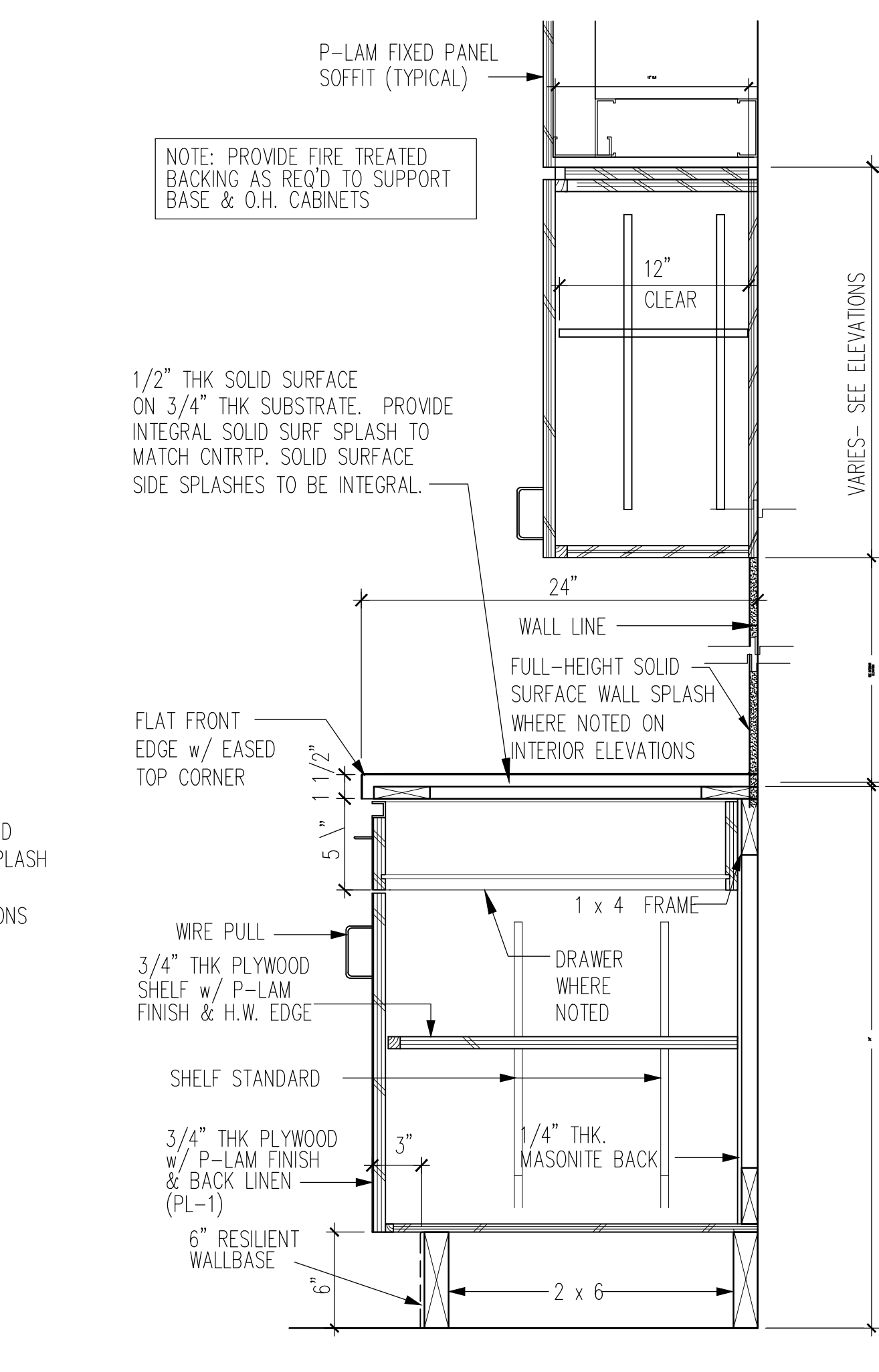
3 NURSE STATION
A012 SCALE: 1" = 1'-0"




4 WORK SURFACE DETAIL
A012 SCALE: 1 1/2" = 1'-0"



2 ADA SINK DETAIL
A012 SCALE: 1 1/2" = 1'-0"



1 CABINET DETAIL
A012 SCALE: 1 1/2" = 1'-0"

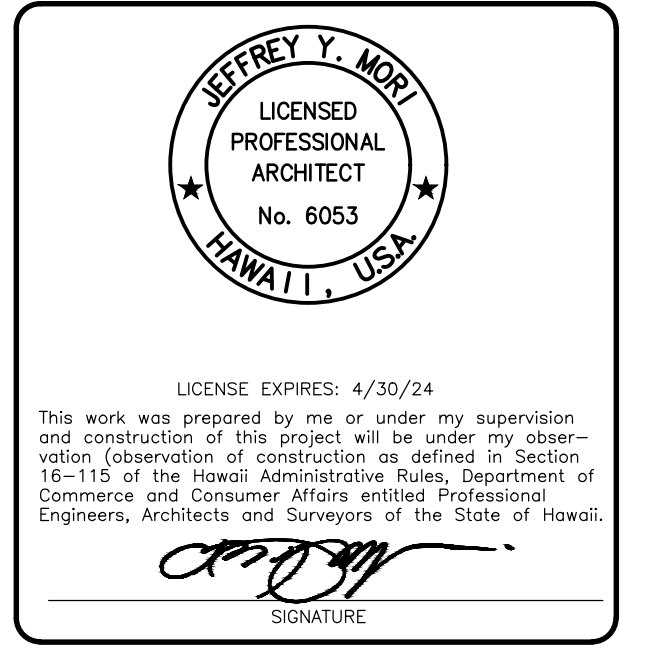


ARCHITECTS AIA
1314 SOUTH KING / SUITE 955
HONOLULU, HAWAII 96814

EMERGENCY DEPARTMENT RENOVATION
Kauai Veterans Memorial Hospital
4643 Waimea Canyon Drive
Waimea, Kauai HI 96796

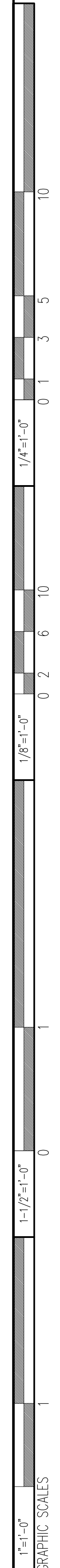
TWK: 1-2-006: 005

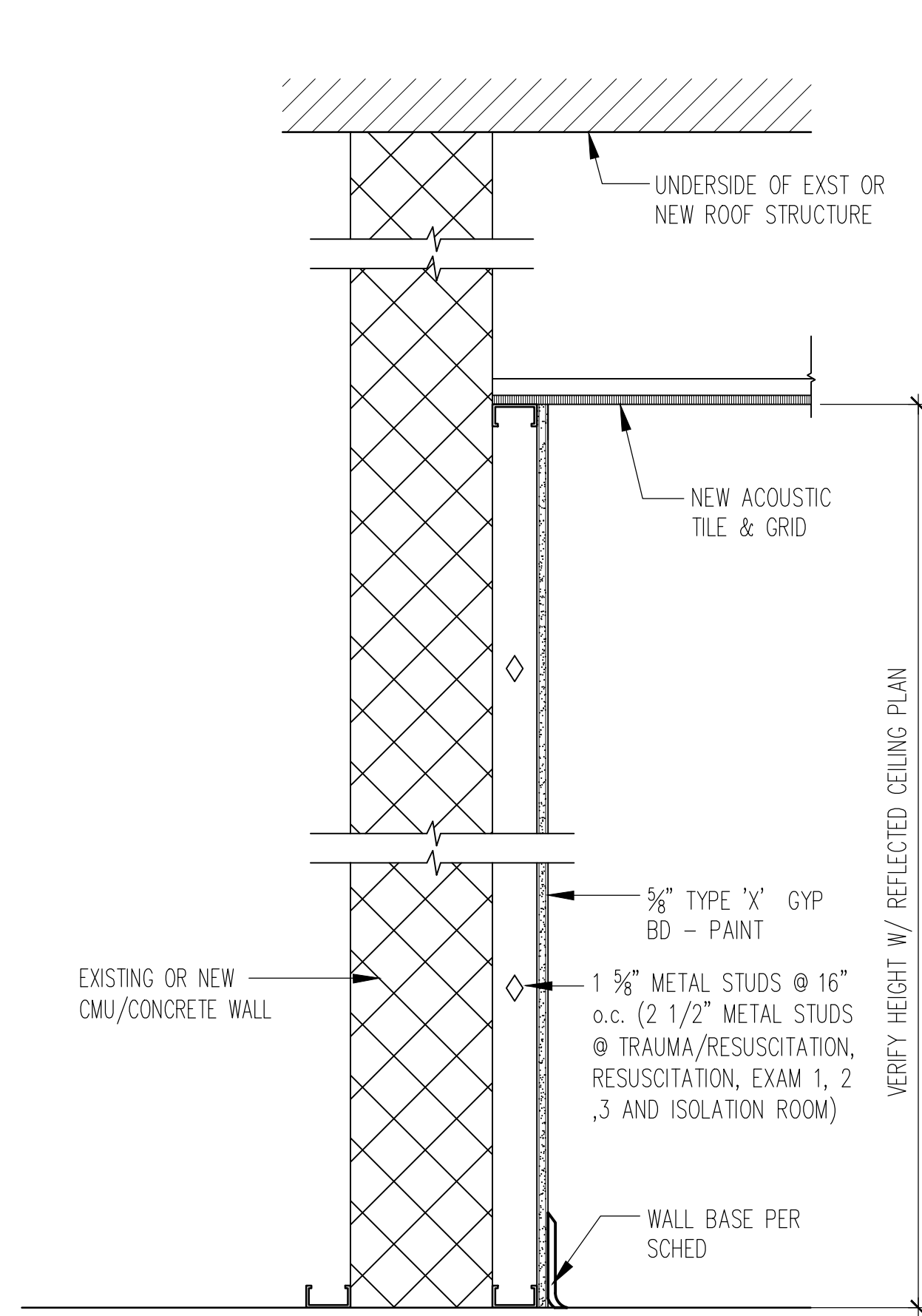
SHEET TITLE
DOOR/WINDOW SCHEDULE, TYPES & CABINET DETAILS



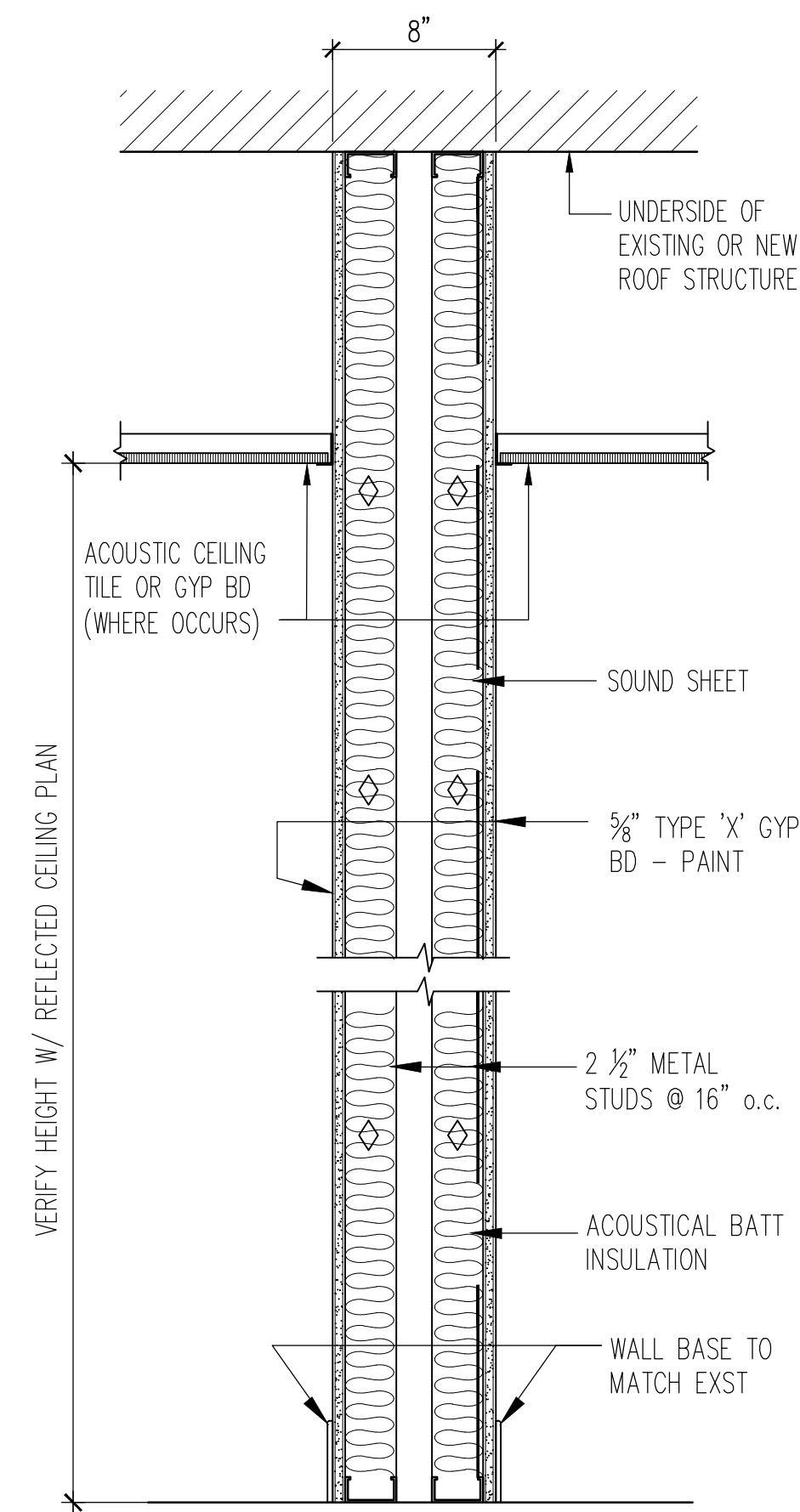
NO.	REVISION

SHEET A012 DATE January 24, 2024
16 OF 54 SHTS

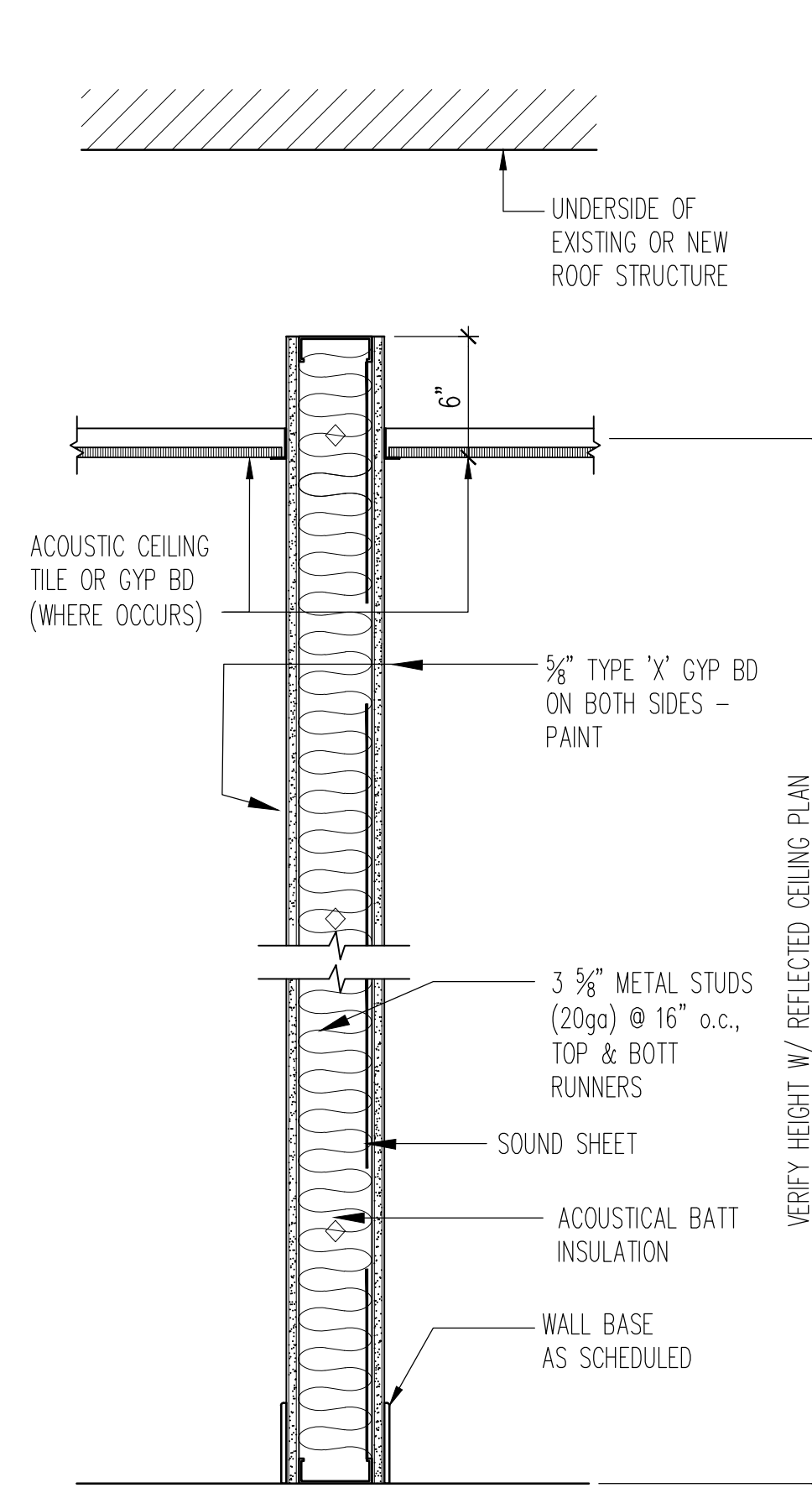




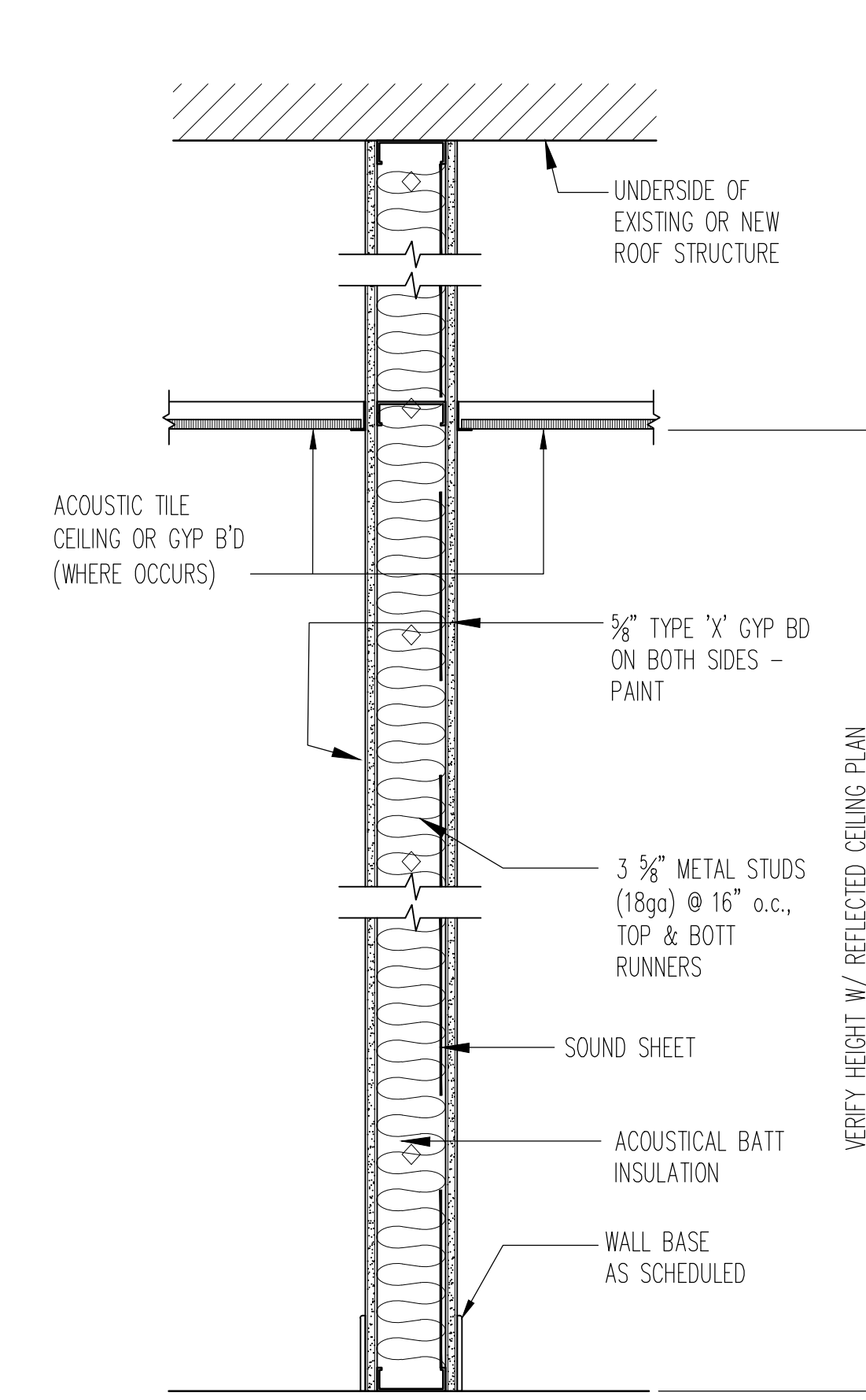
W4 WALL DETAIL



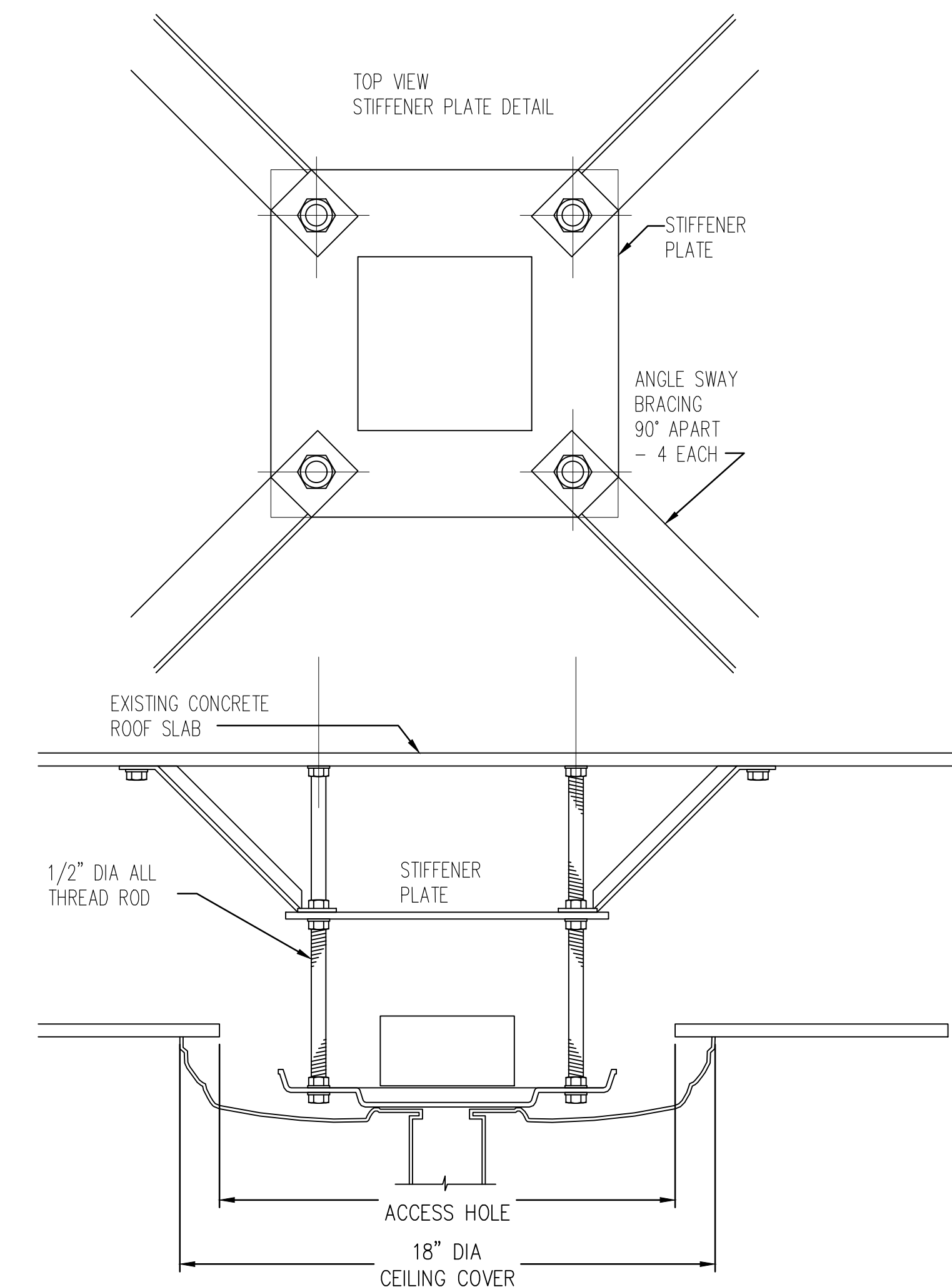
W3 WALL DETAIL



W2 WALL DETAIL

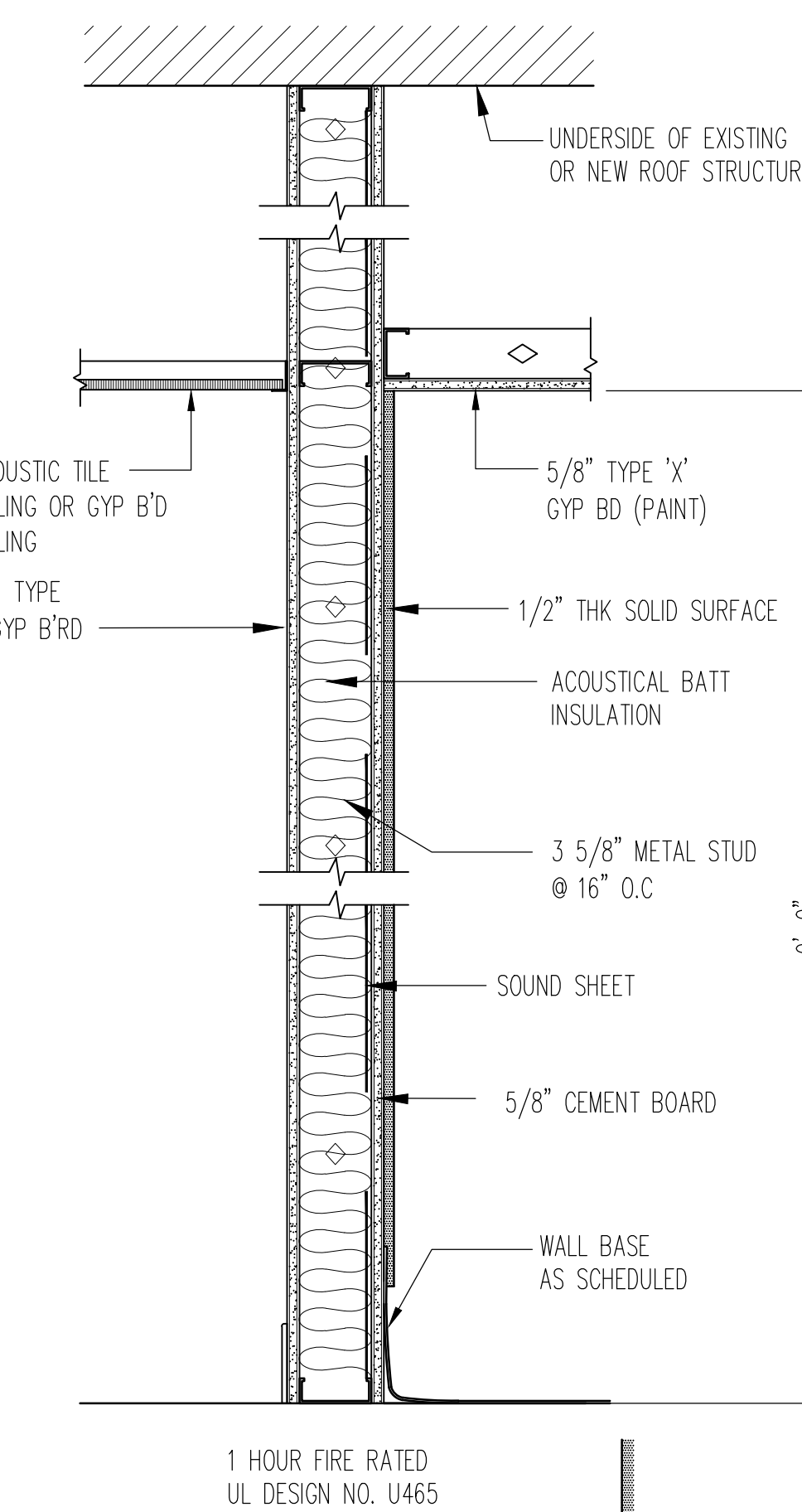


W1 WALL DETAIL

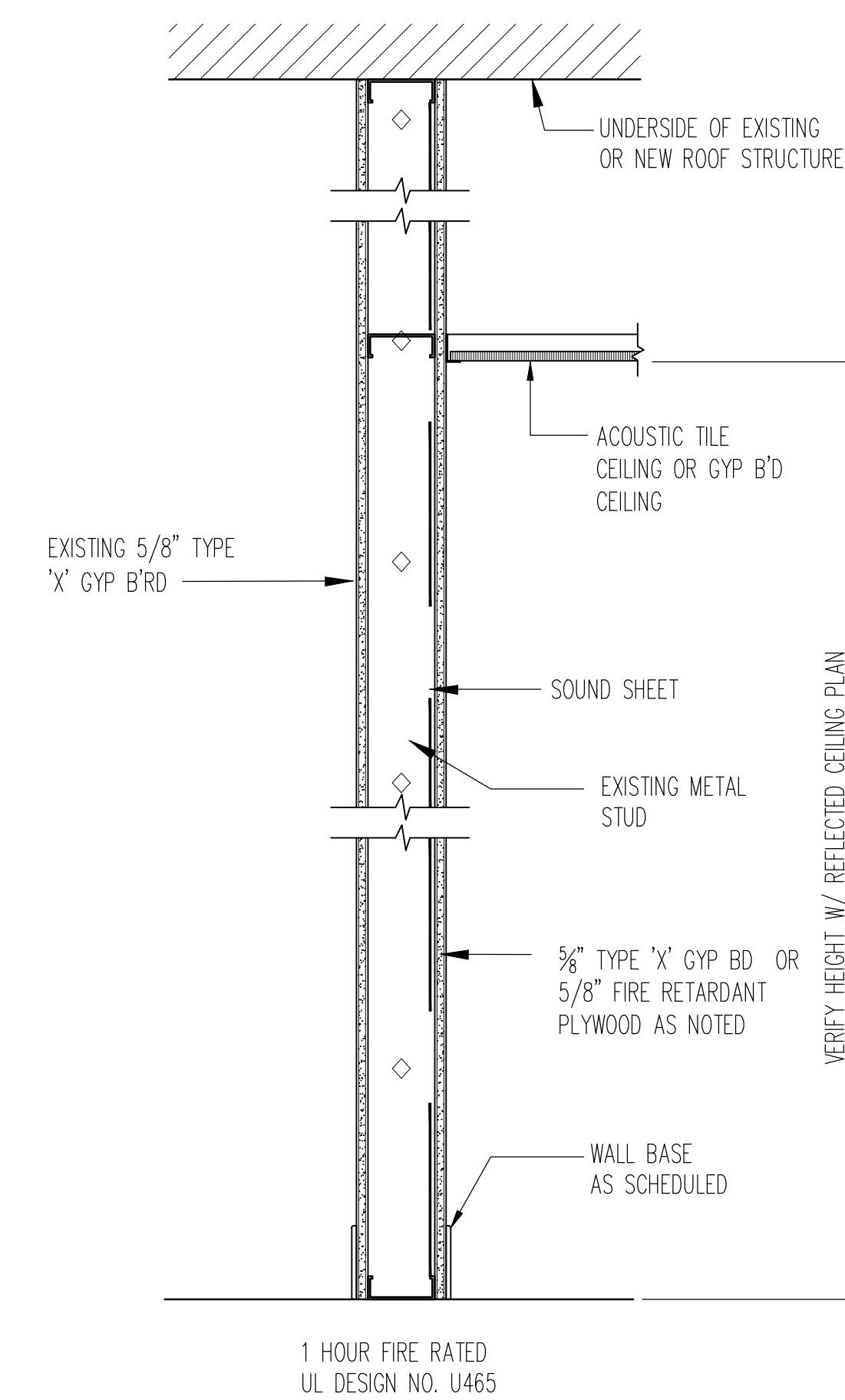


- 1/2" support rods located for total support of light, all labor and materials for mounting structure fabrication supplied by General Contractor. Fixture to be level at mounting and positioned as shown to assure proper fit of ceiling cover.
- For support rod length over 48", two stiffener plates and two sets of sway bracing may be required. For support rod lengths of 12" or less, sway braces may be omitted.
- All conduit, wiring, and other electrical materials as well as insulation labor for such materials associated with the installation of the light to be provided by Electrical Contractor. All installations of lights should be under the direct supervision of manufacturer representative. All wiring to be in accordance with local codes. Properly circuit protected 100-240 VAC, 50/60Hz power supply to be provided by facility. Fixture to be level at mounting and positioned as shown to assure proper fit of ceiling cover.
- CONTRACTOR HAS FINAL RESPONSIBILITY for the strength and stability of the Mounting Structure.


NOTE:
LIGHT SUPPORT FOR TRAUMA/RESUSCITATION ROOM & RESUSCITATION ROOM



W6 WALL DETAIL



W5 WALL DETAIL




ARCHITECTS AIA
1314 SOUTH KING / SUITE 955
HONOLULU, HAWAII 96814

EMERGENCY DEPARTMENT RENOVATION

Kaui Veterans Memorial Hospital
4643 Waimea Canyon Drive
Waimea, Kauai HI 96796

TWK: 1-2-006: 035



LICENSE EXPIRES: 4/30/24
This work was prepared by me or under my supervision and construction of this project will be under my observation (observation of construction as defined in Section 16-115 of the Hawaii Administrative Rules, Department of Commerce and Consumer Affairs, entitled Professional Engineers, Architects and Surveyors of the State of Hawaii.)

DATE January 24, 2024

NO.	REVISION

SHEET A013 DATE January 24, 2024
JOB NO. 17 OF 54 SHTS